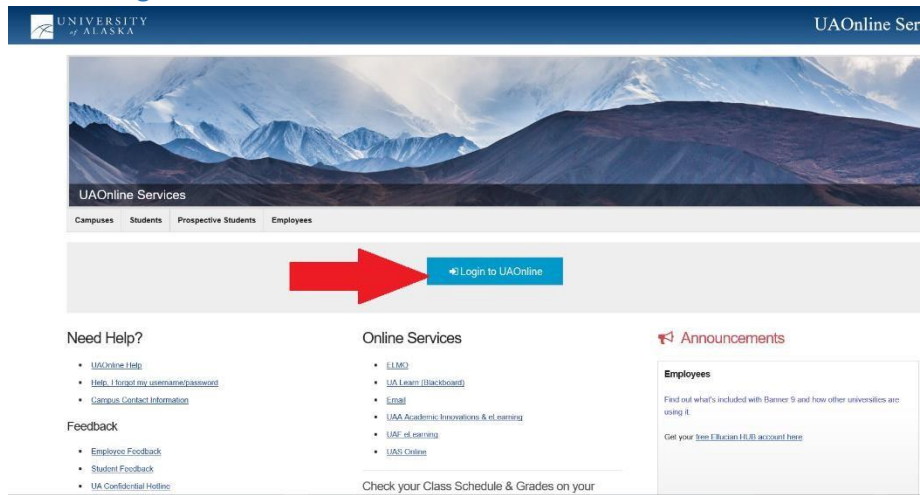


# Guide to Accessing AlcoholEdu and Title IX: Sex and Gender Based Discrimination Prevention Training.

Below are instructions on how to access the AlcoholEdu and Haven trainings. If you have any questions, please contact the Dean of Students office at (907) 474-7317 or by email [uafdeanofstudents@alaska.edu](mailto:uafdeanofstudents@alaska.edu).

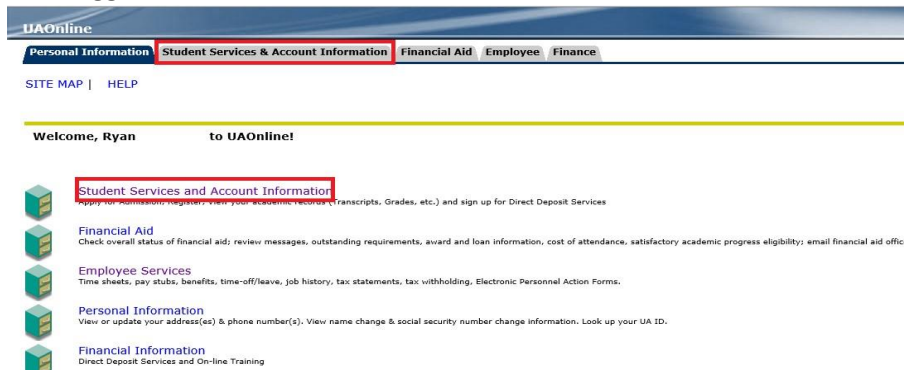
**Step 1:** Go to [UA Online](#).

**Step 2:** Click the [Login to UAOnline](#) button located in the center of the screen.





**Step 3:** Enter your [UA Username](#) and [Password](#).

**Step 4:** Once logged in, click on [Student Services and Account Information](#).



**Step 5:** Scroll down until you see [Student Training](#) and click on it.



[Student Account](#)  
 Make payments  
 Review charges  
 Review tax (1098T) information  
 Review account detail of financial transactions and refunds  
[Campus Housing, Dining and Post Office](#)  
 Access campus housing, dining and Post Office Self Service websites. \*\* Please note: Not all services available at all campuses.  
[Student Training](#)   
 View available training courses  
[Contact List](#)  
 View department phone numbers and email addresses for Admissions, Bookstore, Business, Financial Aid, Housing, Parking Services, and Records Offices  
[Student Feedback - WIN University clothing!](#)  
 Provide feedback on this site and your name will be entered to win University clothing  
[Change Directory Hold Option](#)  
 Modify your directory hold option  
[Additional Resources for Military Students](#)  
 Additional information is available for military students. This does **not** replace any admissions or registration activity that must be completed in UAOnline.  
 [Return to Homepage/ Log Out of Secure Area](#)  
 (for your data protection)

**Step 6:** You should now see three sections Title IX: Sex and Gender Based Discrimination Prevention, Title IX: Sex and Gender Based Discrimination Prevention (ages 24 and up), AlcoholEdu.

If you are ages 18-24 you want to choose Title IX: Sex and Gender Based Discrimination Prevention.

If you are ages 25 and up you want to choose Title IX: Sex and Gender Based Discrimination Prevention (ages 25 and up).

AlcoholEdu is for 25 and under and all residential students that are age 25 and under.

### Student Training

---

[Title IX: Sex and Gender Based Discrimination Prevention](#)  
 Web training targeted for students (ages 18-24) to understand and prevent sexual assault  
[Title IX: Sex and Gender Based Discrimination Prevention \(ages 24 and up\)](#)  
 Web training for post-baccalaureate and non-traditional students (ages 24 and up) to understand and prevent sexual assault  
[AlcoholEdu](#)  
 Web training to help you make healthy and safe decisions while attending college  
**RELEASE: 8.8.2**

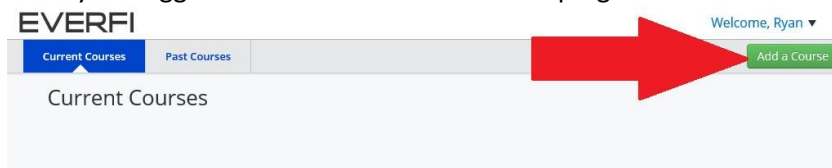
---

© 2017 Ellucian Company L.P. and its affiliates.

**Step 7:** After determining your age bracket, please choose the appropriate Title IX: Sex and Gender Based Discrimination Prevention training.

**Step 8:** Once you have selected and clicked on the Title IX: Sex and Gender Based Discrimination on you may be asked to login simply use your UA username and password.

**Step 9:** Once your logged in click **Add Course** in the top right-hand corner.



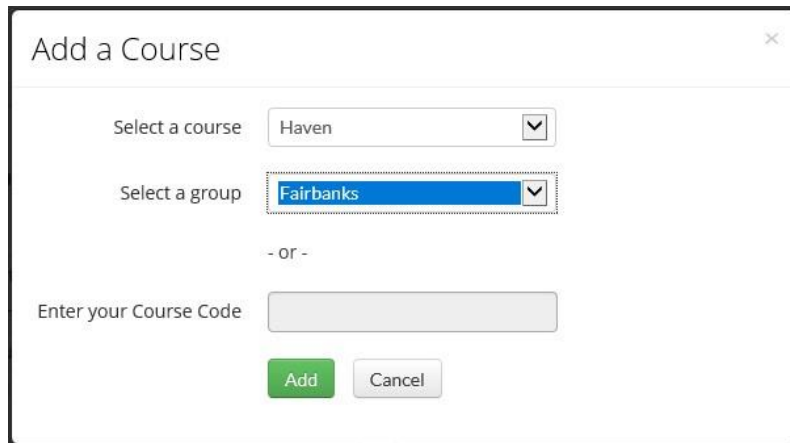
**Step 10:** Please select one of the following:

Haven (Title IX: Sex and Gender Based Discrimination Prevention), this is for 18-24.

Haven Plus (Title IX: Sex and Gender Based Discrimination Prevention ages 25 and up), this is for 25 and up.

**Step 11:** Once you have made a selection please select a group, **Fairbanks**.

**Step 12:** Then click the **Add** button on the bottom of the box.

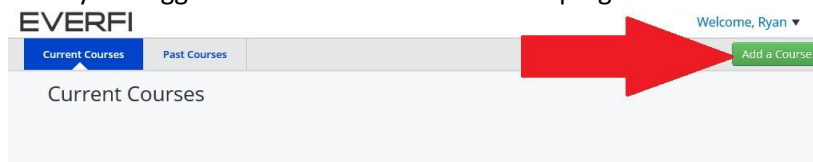


**Step 13:** This will bring you to a Register page. Make sure all the information is correct and click **Next**.

**Step 14:** You have successfully added the training module to your account. Now click the **Get Started** Button and complete the Title IX: Sex and Gender Based Discrimination Prevention (Haven).

**WAIT! YOU ARE NOT FINISHED YET**

**Step 16:** Once your logged in click **Add Course** in the top right-hand corner.



**Step 17:** In Select a course, choose **AlcoholEdu for College**.

**Step 18:** Once you have made a selection please select a group, **Fairbanks**.

**Step 19:** Then click the **Add** button on the bottom of the box.



### Add a Course ✕

Select a course  ▼

Select a group  ▼

- or -

Enter your Course Code

**Step 20:** This will bring you to a Register page. Make sure all the information is correct and click **Next**.

**Step 21:** You have successfully added the training module to your account. Now click the **Get Started** Button and complete the AlcoholEdu for College training.

**EVERFI**
Welcome, Ryan ▼

Current Courses Past Courses
Add a Course

### Current Courses

AlcoholEdu<sup>®</sup>

For College •

|                              |                            |
|------------------------------|----------------------------|
| <b>Current Status</b>        | Part 1 Started             |
| <b>Group</b>                 | Fairbanks                  |
| <b>Notifications</b>         | You have no notifications. |
| <b>Implementation Period</b> | Full Year 2017-2018        |

Course Progress
Access Course

Sponsored By

HavenPlus

|                              |                            |
|------------------------------|----------------------------|
| <b>Current Status</b>        | Registered, Not Started    |
| <b>Group</b>                 | Fairbanks                  |
| <b>Notifications</b>         | You have no notifications. |
| <b>Implementation Period</b> | Full Year 2017-2018        |

Course Progress
Get Started

Sponsored By

Logged in to University of Alaska

