

Spring 2024 vs. Spring 2025 Semester Report

The following report is a quick glance at Nanook Navigator data for the corresponding terms. This report includes data created within the Nanook Navigator and Navigate360 Student platforms. Insights on student appointments, campaigns, documentation, triage and intervention systems, communication, and user utilization. The green and red percentage changes are based on the previous corresponding term to the current term.

Overview

Appointments, appointment campaigns, student documentation, communications, early engagement reports and alerts, cases, staff, faculty, and student user utilization, and the number of students served increased. The area that decreased was scheduled campaign appointments.

Recommendations: Encourage instructors to utilize early engagement reports to submit feedback on students and case assignees to close out cases within 2 weeks. Encourage advisors to complete appointment summaries and associate the appointment to accurately reflect attendance and student documentation. Encourage students to schedule appointments and engage with campaigns through the mobile app. Give kudos to staff and advisors for more utilization of the platform.

Unique # of Students Served: 15,708 +21%

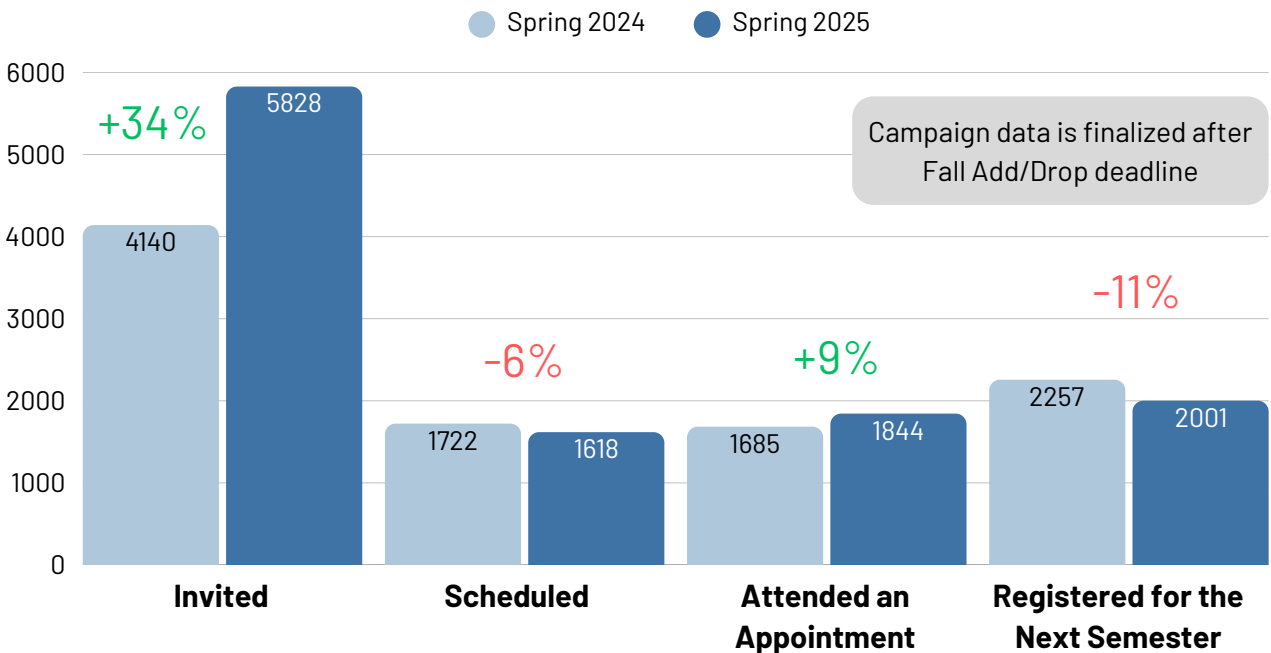
*Includes UAA/UAS students in UAF courses, multiple majors across schools, newly admitted UAF students, students who dropped/withdrew, & etc.

Staff & Faculty User Utilization: Up

Staff Power User Utilization: Up

Student Utilization: Up

Appointment Campaigns- Student Data



Nanook Navigator is a collaborative program that brings together faculty, advisors, staff, and administrators to support students from enrollment to graduation and life-long success. Nanook Navigator integrates advising, early intervention, and success initiatives into the student experience.

Care Unit Legend

- Advising
- Athletics
- Career Services
- Financial Aid
- Student Engagement
- Tutoring & Mentoring

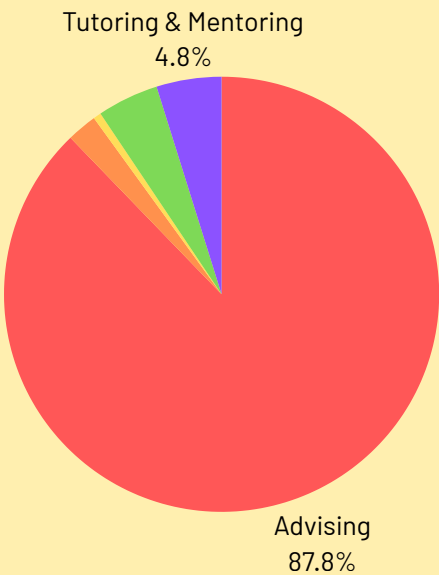
Key Highlights

Appointments +2%

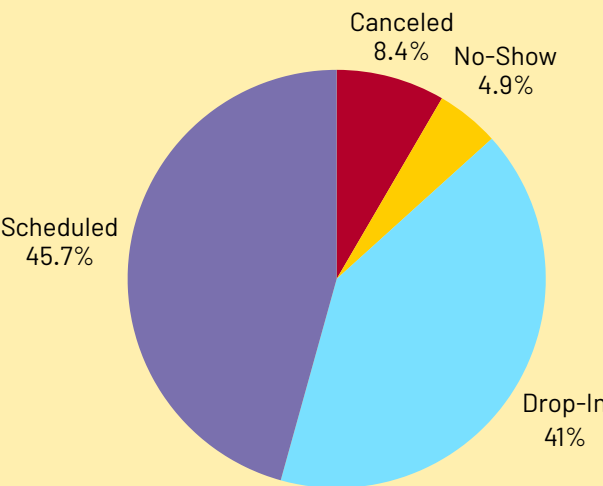
- # of Students: 4,453
- # of Appointments: 11,692



% of Appointments by Care Unit



% of Appointments by Attendance Category



Appointment Summaries & Notes +3%

- # of Students: 4,011
- # of Summaries: 8,927
- # of Notes: 230

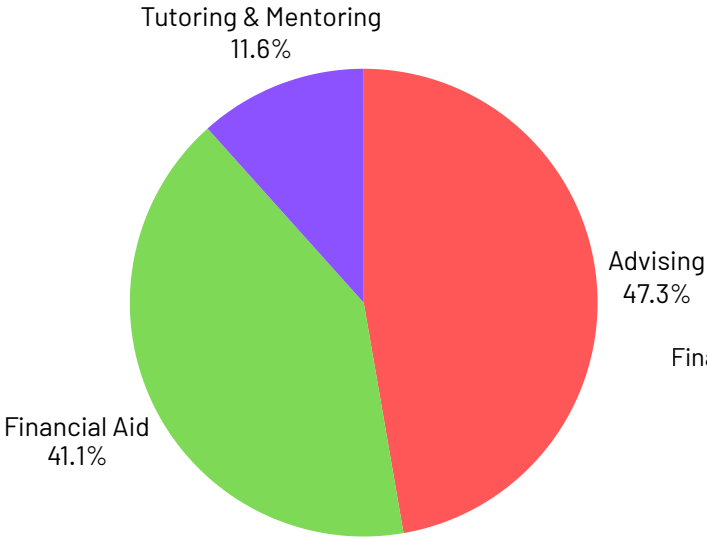


- 76% of appointments with a +3% connected appointment summary

*Goal is 100%

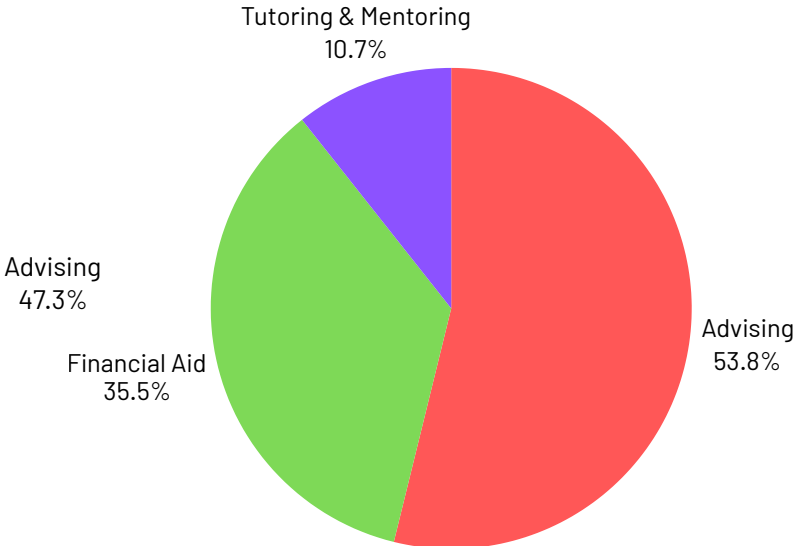
Spring 2024 vs. Spring 2025 Continued

Alerts by Care Unit +48%



22% of alerts created by early engagement reports

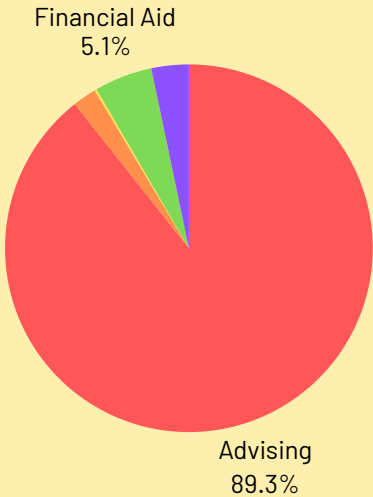
Cases by Care Unit +15%



Includes the Financial Aid alerts & cases that were created in January & May 2025.

Key Highlights

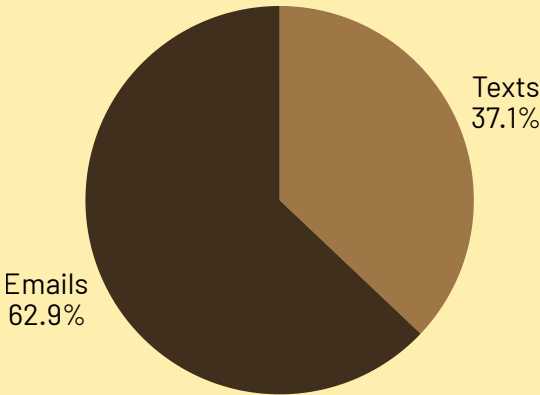
% of Appointment Summaries by Care Unit



Communications +98%

- # of Students: 15,018
- # of Messages: 150,631

% of Messages Sent by Feature

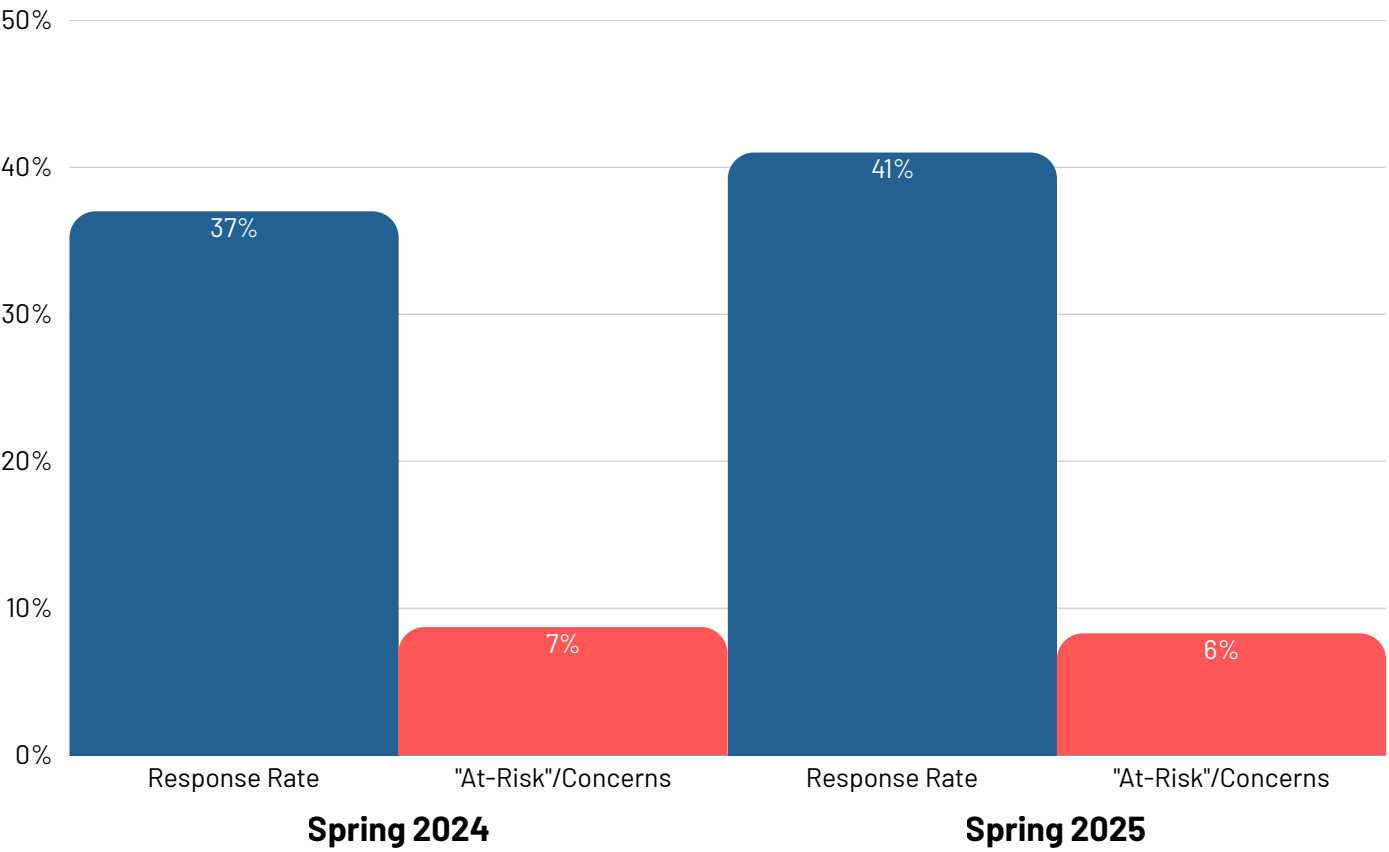


*Communications data does not include automated communications (appt. reminders, campaigns, etc.)

Mobile App +462%

- # of New Downloads: 646

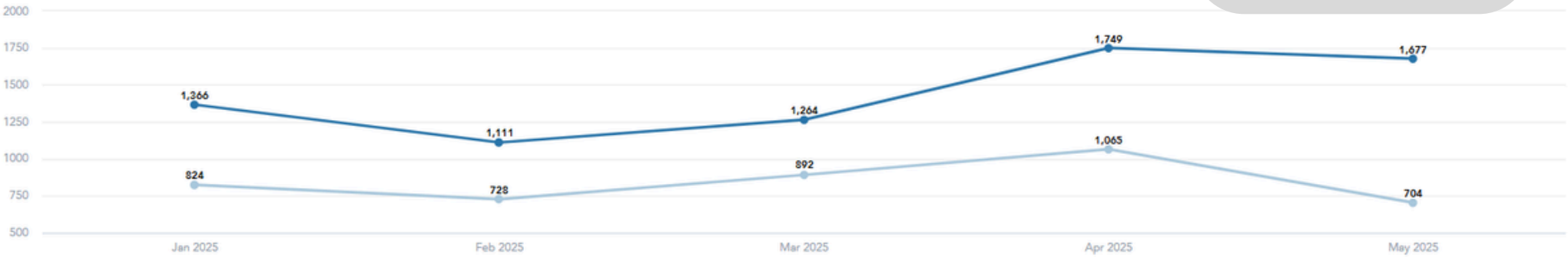
Early Engagement Reports +15%



Legend

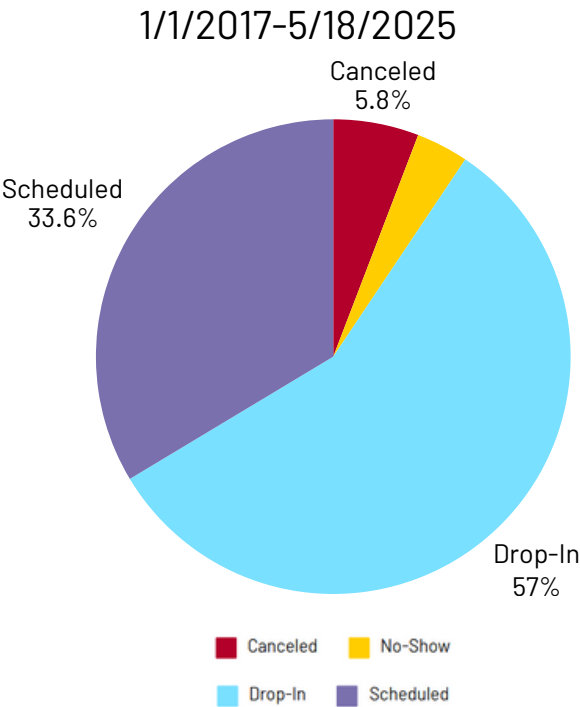
Spring 2024 Spring 2025

Navigate360 Monthly Active Student Users Over Time (Student App users only)

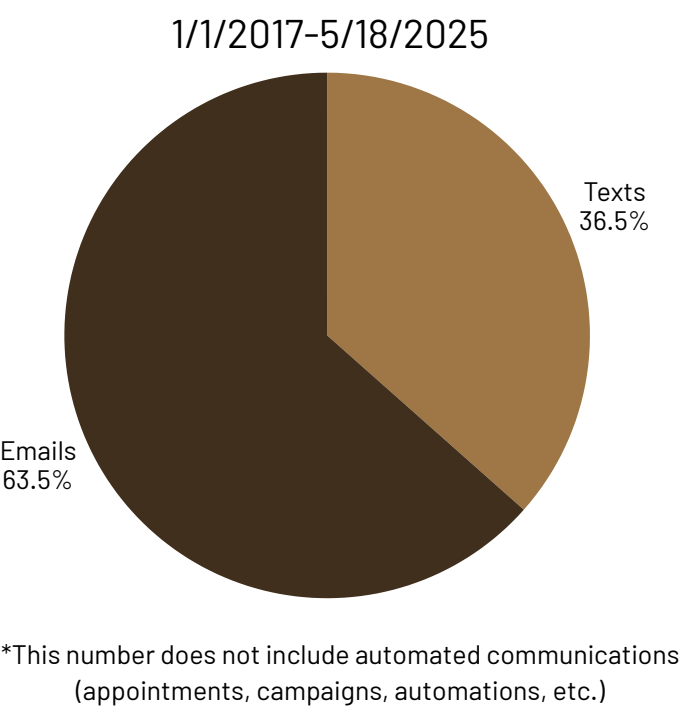


Implementation Data

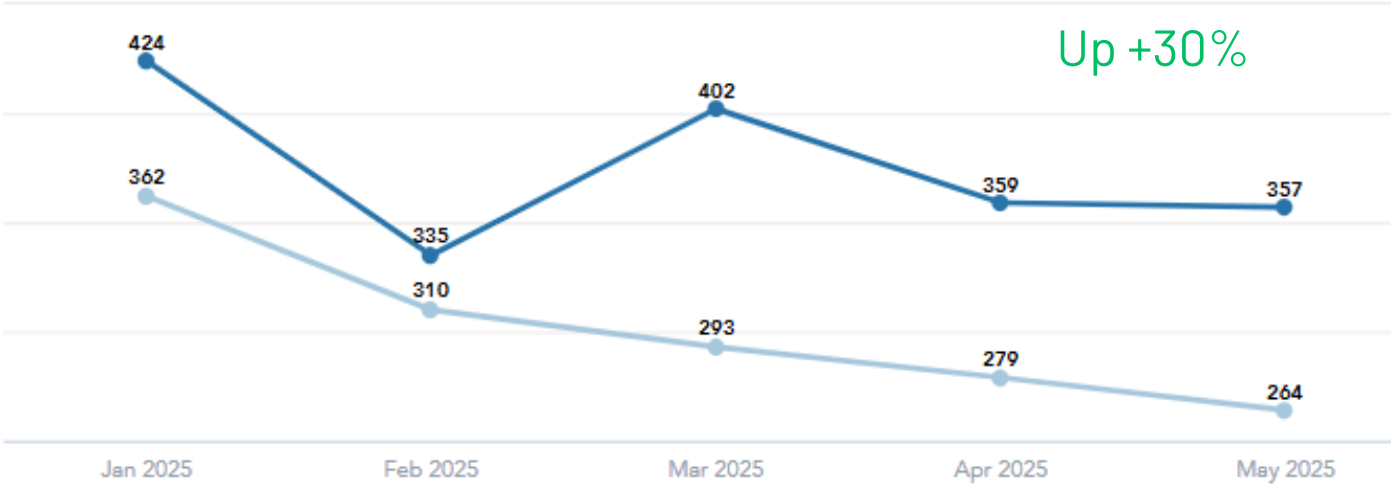
% of Appointments by Attendance Category



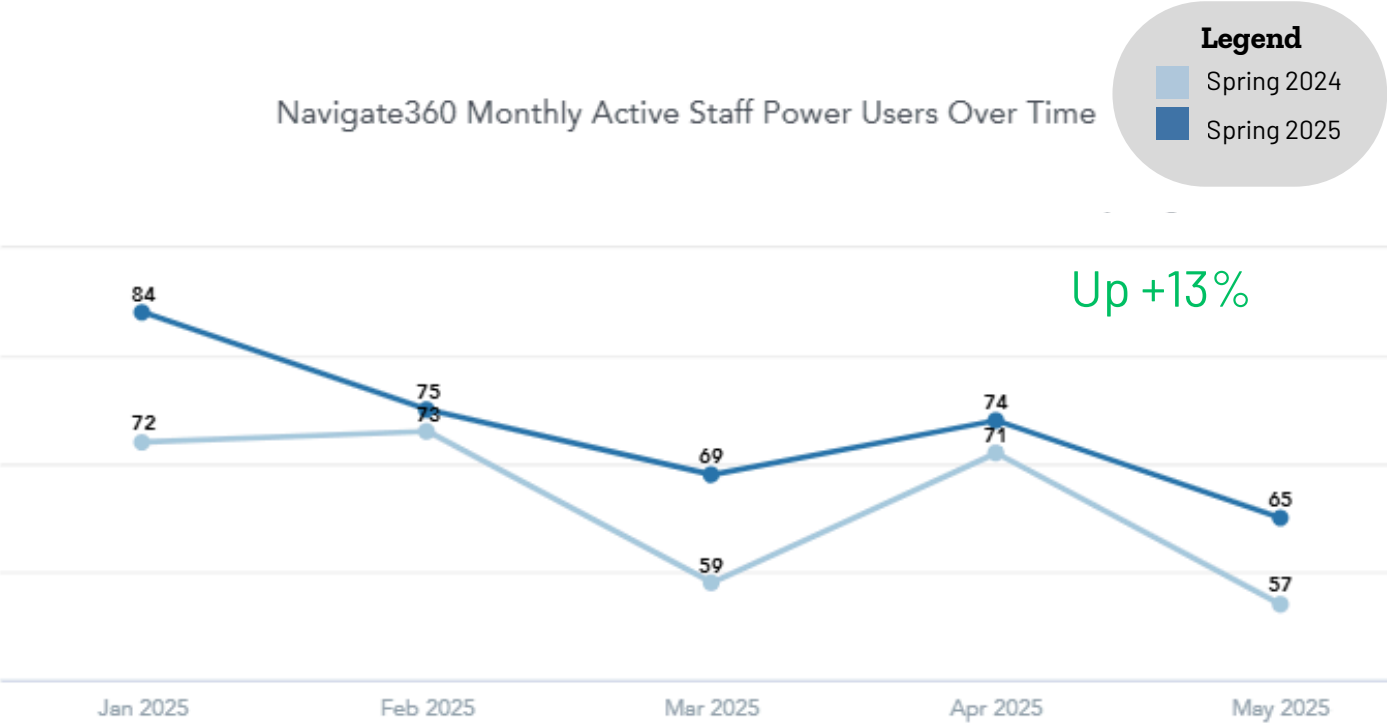
% of Messages Sent by Feature



Navigate360 Monthly Active Staff Users Over Time



Navigate360 Monthly Active Staff Power Users Over Time



Top 25 Power Users Spring 2025

- Kelly Rolen (AAC)- 24 & 25
- Naomi Jones (BBC)- 24 & 25
- Carrie Browne (AAC)- 24 & 25
- Gabrielle Russell (RSS)- 24 & 25
- UAF Academic Advising Center- 24 & 25
- Anne Triest (Study Away)- 24 & 25
- Cassandra Kendall (AAC)- 24 & 25
- Amy Wald (CNSM)- 24 & 25
- Grace Carroll (CLA)- 24 & 25
- Sam Kubina (FA)- 24 & 25
- UAF Financial Aid
- Amy Marsh (RSS)- 24 & 25
- Donald Crocker (RSS)- 24 & 25
- Jessica Skipper (RO)- 24 & 25
- Elisha Cohen (FA)
- Daniel Darrow (CLA)- 24 & 25
- David Glover (CTC)
- Thomas Stellon O'Donnel (SOE)
- Elissa Koyuk (ORCA)- 24 & 25
- Becky Phillips (CTC)
- Sophie May (Honors)- 24 & 25
- Emily Stone (CBSM)- 24 & 25
- Andrew Forbes (CEM)
- Misti Hopkins (SSS)
- Timothy Murphrey (SSS)

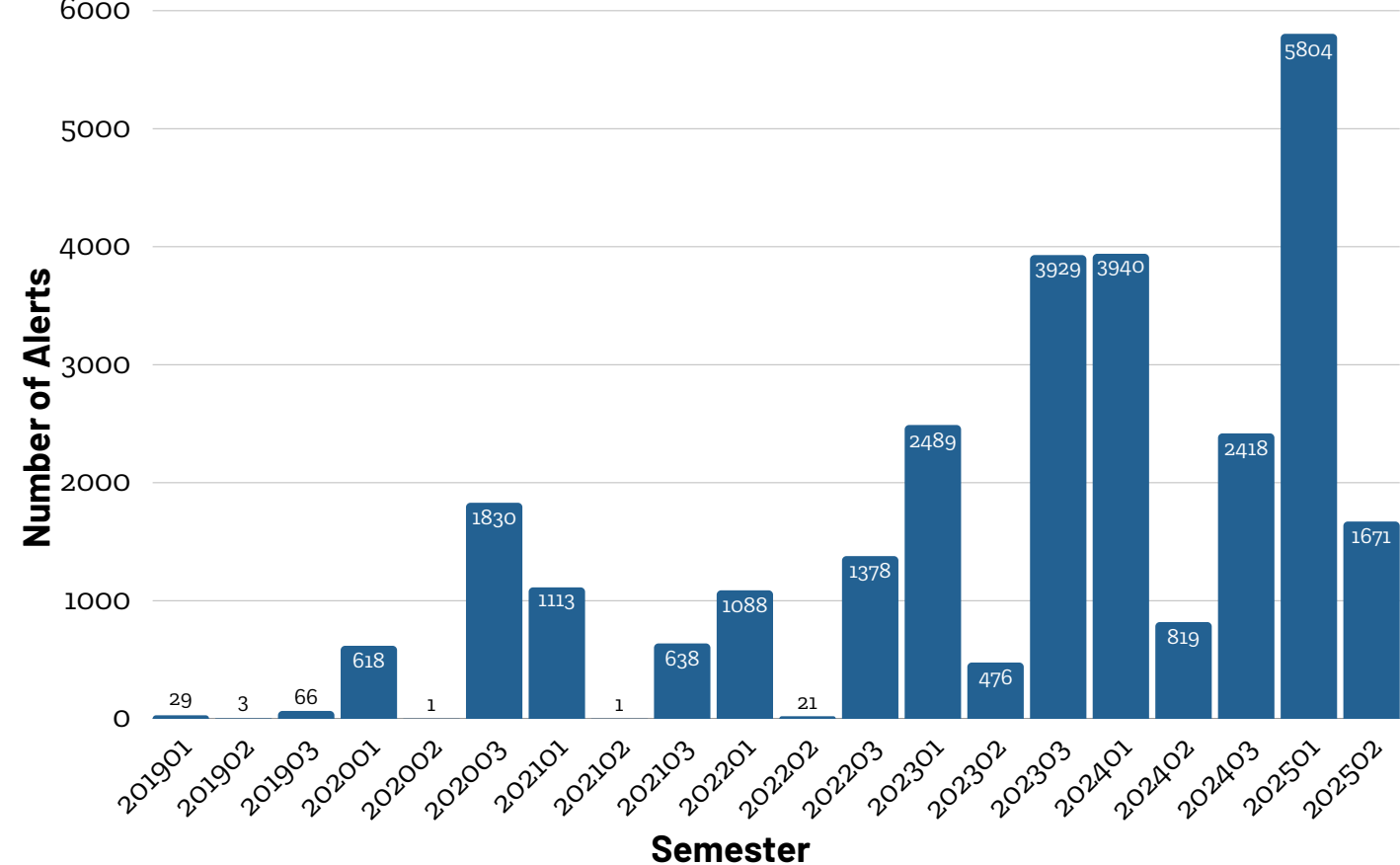
Spring 2024

- Victoria Avery (AAC)
- Shaelene Bond (RSS)
- April Jaillet (Career Services)
- Chia Wen Yeh (CTC)
- Shelbinator Umphenour (CBSM)
- Cameron Bryant (Bursar's Office)
- Lena Krutikov (AAC & Athletics)
- Department of Rural Student Services

Implementation Data

Alerts Submitted in Nanook Navigator

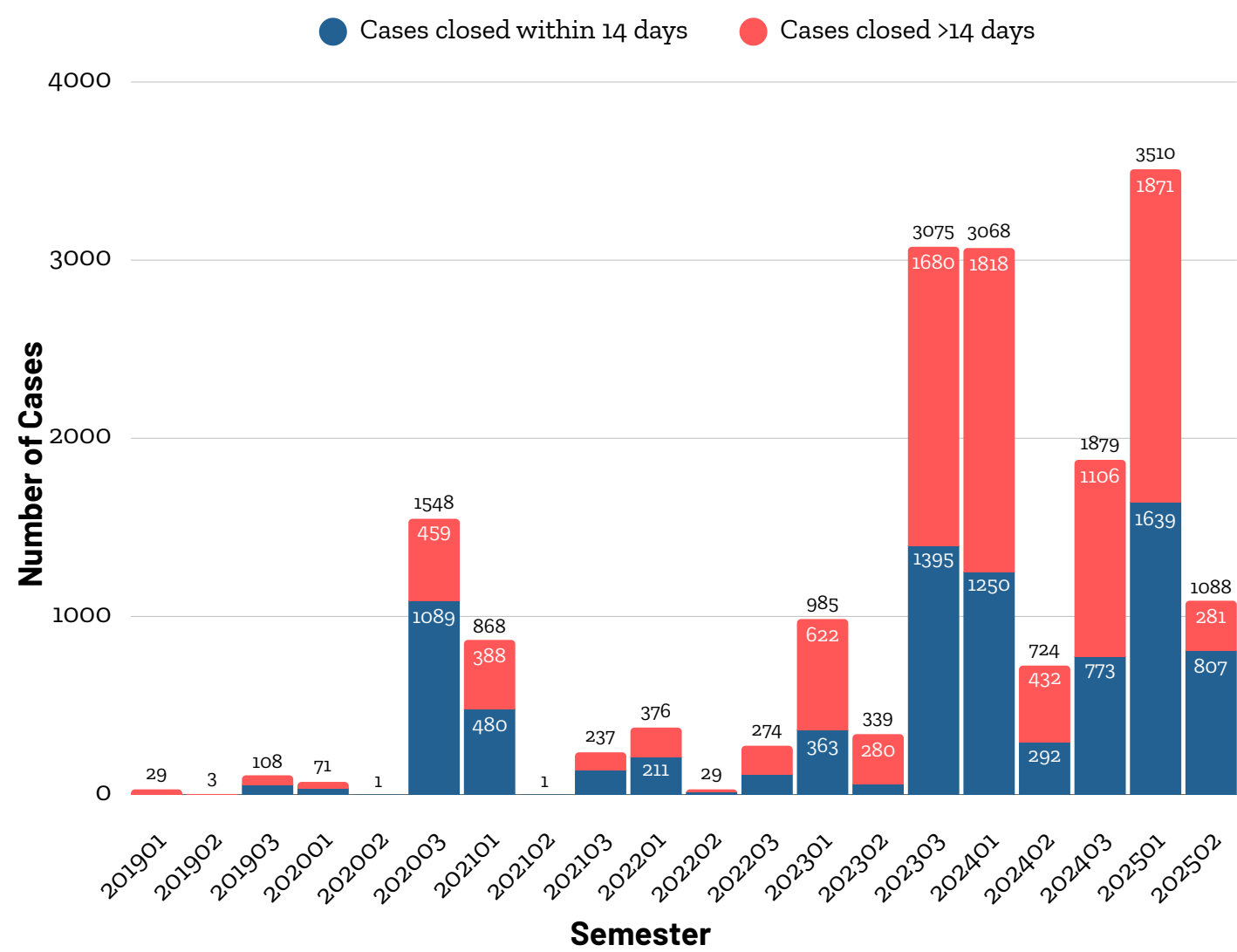
1/1/2019-8/24/2025



*Fall 2024 decrease was impacted by less early engagement reports being submitted.

Cases Submitted in Nanook Navigator

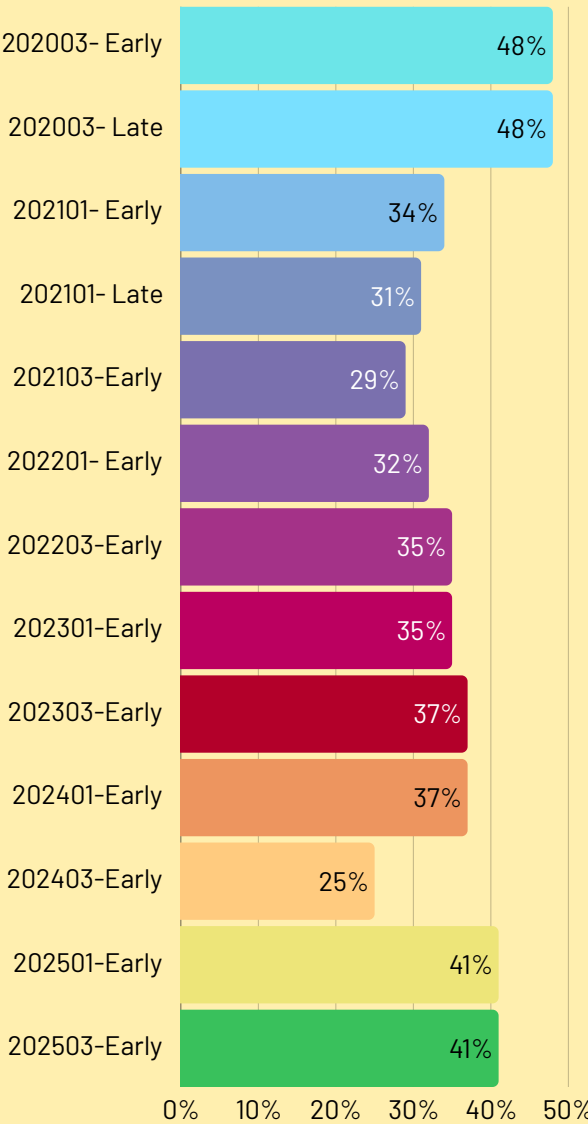
1/1/2019-8/24/2025



All Instructor Response

Rate Over Time

8/24/2020-6/18/2025



Average Partner Instructor

Response Rate

8/24/2020-6/18/2025

