




Financial Managers' Meeting
October 28, 2014

• **Safety Minute**


- Emergency Procedures
- Protection of Minors ([two trainings](#)) – Before Dec 31



UNIVERSITY OF ALASKA FAIRBANKS *since 1917*

• **ANNOUNCEMENTS**


- TEM Updates
- OMB Activities
- 9210/9222 Balancing
- Management Reporting (October [close](#) 11/5, due 11/11)



UNIVERSITY OF ALASKA FAIRBANKS *since 1917*

- September Management report
 - UFB Projection for September 2013 was \$3.0M

Fund 1 Unreserved Fund Balance

CABINET	FY13 Actual	FY14 Actual		FY15 Sep Projection
Chancellor	17,043	86,025		137,372
eLearning	(202,107)	(16,147)		(9)
OIT	120,646	59,846		65,622
Provost	2,168,476	1,041,426		1,347,345
VC RCNE	1,286,730	1,037,700		356,194
VC Research	1,462,829	1,771,265		1,121,737
VC USA	390,910	84,376		(115,464)
VC AS	540,572	699,613		619,893
Central Support	2,734,543	1,759,564		1,288,461
Total	8,519,642	6,523,669		4,821,162

CABINET	FY15 Actual Net Student Tuition & Fees at Cycle 03	FY14 Actual Net Student Tuition & Fees at Cycle 03	FY15 Projected Student Tuition & Fees	FY14 Actual Year End Student Tuition & Fees	Cycle 03 FY15 to FY14 to	Year End Change FY15
Chancellor	1,369,942	896,398	2,820,804	2,330,897	52.8%	21.0%
Provost	8,850,077	8,065,701	18,399,008	16,919,142	9.7%	8.7%
UAF Office Information Technology	263,266	172,108	630,000	366,402	51.0%	70.5%
VC Rural, Community & Native Educ	4,699,434	4,798,693	11,632,322	10,195,102	-2.1%	14.1%
VC University & Student Advancement	4,955,844	4,863,622	6,630,506	6,347,771	1.9%	4.5%
Vice Chancellor for Admin. Services	847,369	835,790	1,078,100	1,070,314	1.4%	-0.1%
Vice Chancellor for Research				14,606		
Grand Total	20,985,992	19,632,312	41,190,740	37,256,234	6.9%	10.6%

CABINET	FY15 Actual Indirect Cost Recovery at Cycle 03	FY14 Actual Indirect Cost Recovery at Cycle 03	FY15 Projected Indirect Cost Recovery	FY14 Actual Year End Indirect Cost Recovery	Cycle 03 FY15 to FY14 to	Year End Change FY15
Provost	1,244,846	1,417,650	5,451,194	5,439,493	-12.2%	0.2%
UAF Central Managed Projects	(475,286)	(471,324)	3,294,814	3,237,408	0.8%	1.8%
UAF Office Information Technology	6,230	7,155	29,000	26,879	-12.9%	7.9%
VC Rural, Community & Native Educ	104,775	70,660	418,425	459,805	48.3%	-9.0%
VC University & Student Advancement	0	4,772	0	1,838	-100.0%	-100.0%
Vice Chancellor for Admin. Services	2,105,657	2,170,122	4,380,000	4,239,750	-3.0%	3.3%
Vice Chancellor for Research	2,157,725	2,378,136	9,597,210	9,243,306	-9.3%	3.8%
Grand Total	5,143,948	5,377,172	23,170,644	22,644,478	-7.8%	2.3%

DISCUSSIONS

- Travel Targets
- OnBase
- Trainings
- Representational Expenses



- **FY15 Financial Managers' Meetings**

Dates are subject to change; locations announced prior to each meeting.

- November 25
- January 27
- February 24
- March 31
- April 28
- May 26



since 1917
