



# Financial Managers' Meeting

March 25, 2014

- **Safety Minute**

- In case of evacuation, we will take the north exit and meet at the Wood Center Bus Stop.
- If you SEE something, SAY something, DO something.

<http://www.uaf.edu/safety/unsafe-condition/>



- **Fellowships**

- Process information now available! This is not a new process, just new, consolidated information on the process.
- Standardized form and tax FAQ included!

<http://www.uaf.edu/finserv/finance-accounting/accounts-payable/fellowships/>

- **Travel**

- TEM implementation is upon us!
- July 1, 2014, is the target date for elimination of standard paper TA processing. Please work with your unit leadership to develop a transition plan for your unit!
- Not sure of a user's ID for approval routing?




### FUVPROF

- **Tuition Surcharges**

- New account code effective July 1, 2014!
- 9164 – Tuition Surcharge. *A supplement to tuition for a specified purpose, course, or program as defined in Board of Regents' Policy.*



- **Accounting for “Multi-Year” Events**
  - New process and fund type (FM)!
  - Allows for inception-to-date accounting and reporting for events that have two or more of the following attributes:
    - Comprehensive Reporting Expectation
    - Large in Scope
    - Spans More Than One Fiscal Year and/or Recurring
    - Self-Supporting
  - Informational page forthcoming on OFA website.



- Office of Management & Budget



- Vacancy Pullbacks – Through February


Central	1,800.1
VCR	94.6
OIT	32.4
Provost	233.2
Chancellor	7.0
CRCO	202.6
VCUSA	153.5
VCAS	186.3
	2,709.7



- February Management Report Highlights

**Fund 1 Unreserved Fund Balance**

<b>CABINET</b>	<b>FY12 Actual</b>	<b>FY13 Actual</b>	<b>FY14 Nov Projection</b>	<b>FY14 Dec Projection</b>	<b>FY14 Jan Projection</b>	<b>FY14 Feb Projection</b>
Chancellor	69,788	17,043	52,941	59,862	28,664	<b>11,600</b>
eLearning	4,337	(202,107)	0	(497,692)	(468,938)	(456,345)
OIT	384,193	120,646	62,709	51,030	41,718	<b>63,184</b>
Provost	2,190,267	2,112,634	302,719	91,367	1,009,671	<b>614,751</b>
CES	78,885	55,844	378,215	388,585	73,618	<b>32,371</b>
VC RCNE	1,124,853	1,286,730	453,302	479,959	451,572	<b>578,671</b>
VC Research	1,720,389	1,462,829	913,395	925,976	1,259,356	<b>1,521,623</b>
VCUSA	(108,150)	390,910	(204,540)	(324,591)	(39,454)	<b>39,026</b>
VCAS	544,485	540,572	411,424	451,083	497,760	<b>454,534</b>
Central Support	2,672,994	2,734,543	1,953,627	2,000,016	2,250,274	<b>2,500,180</b>
<b>Total</b>	<b>8,682,041</b>	<b>8,519,642</b>	<b>4,323,791</b>	<b>3,625,595</b>	<b>5,104,241</b>	<b>5,359,596</b>



CABINET	FY14 Actual Net Student Tuition & Fees at Cycle 08	FY13 Actual Net Student Tuition & Fees at Cycle 08	FY14 Projected Student Tuition & Fees	FY13 Actual Year End Student Tuition & Fees	Year End Change FY13 to FY14
Chancellor	2,144,662	3,345,615	2,649,529	4,196,451	-36.9%
Provost	15,887,596	14,389,347	16,975,826	15,373,414	10.4%
UAF Office Information Technology	359,344	251,093	352,752	338,944	4.1%
VC Rural, Community & Native Educ	9,483,271	9,655,745	10,423,862	10,345,344	0.8%
VC University & Student Advancement	6,146,690	6,249,095	6,451,675	6,450,662	0.0%
Vice Chancellor for Admin. Services	969,505	968,149	1,051,872	1,042,079	0.9%
Vice Chancellor for Research	45,606	30,732	45,606	30,732	48.4%
<b>Grand Total</b>	<b>35,036,674</b>	<b>34,889,776</b>	<b>37,951,122</b>	<b>37,777,625</b>	<b>0.5%</b>

CABINET	FY14 Actual Indirect Cost Recovery Cycle 08	FY13 Actual Indirect Cost Recovery Cycle 08	FY14 Projected Indirect Cost Recovery	FY13 Actual Year End Indirect Cost Recovery	Year End Change FY13 to FY14
Provost	3,483,993	3,614,575	5,661,850	5,792,246	-2.3%
UAF Central Managed Projects	1,437,486	1,366,146	3,175,386	3,125,371	1.6%
UAF Office Information Technology	16,942	15,264	30,000	26,658	12.5%
VC Rural, Community & Native Educ	261,421	297,399	376,044	485,888	-22.6%
VC University & Student Advancement	6,802	10,595	14,970	17,266	-13.3%
Vice Chancellor for Admin. Services	3,231,363	3,389,325	4,488,300	4,464,000	0.5%
Vice Chancellor for Research	5,931,708	5,980,250	8,949,615	9,477,823	-5.6%
<b>Grand Total</b>	<b>14,369,716</b>	<b>14,673,554</b>	<b>22,696,165</b>	<b>23,389,250</b>	<b>-3.0%</b>



- **FY15 Budget Information**

- Non-Represented Staff 2% ATB + 1 PHL Day
- UNAC Faculty – 2% ATB + \$750
- FT – Avg 2% (1% 0-5, 2% 6-11, 3% 12+)
- UAFT Faculty – 2.5% ATB
- Local 6070 (Tentative) – 1.65% ATB, plus 1-step increase



- **FY15 Continuation Budget**

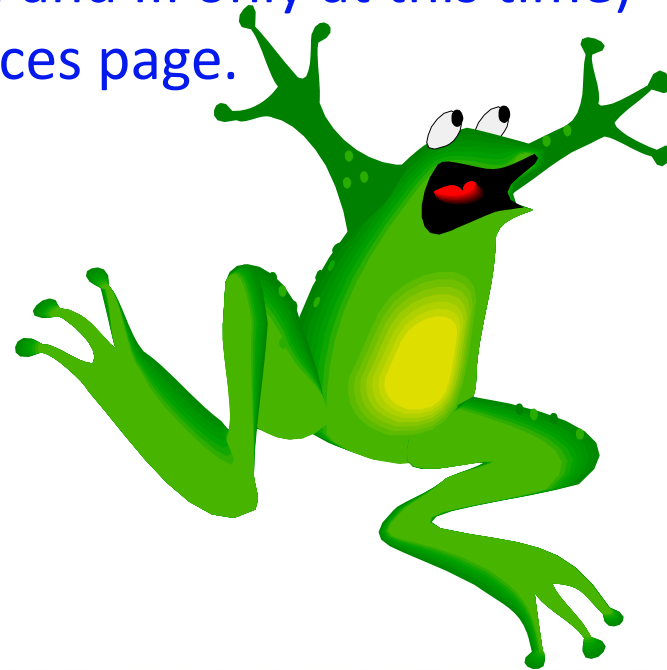
- REMINDER: No More “Sheet Numbers”
- Each operating unit receives one sheet per financial manager, balanced by D-level and NCHEMS.

*PRELIMINARY DUE DATE IS FRIDAY, JUNE 6<sup>TH</sup>!*



- **Toad Data Point Sessions**

- We held the March sessions via BlackBoard Collaborate on Thursday mornings , March 6-20, from 0900-1100.
- Participation from across the UA system!
- Recorded sessions (sessions I and III only at this time) available on our Toad Resources page.



- **FY14 Financial Managers' Meetings**

- April 29<sup>th</sup>
- May 27<sup>th</sup>



*All dates subject to change or cancellation*