





Financial Managers' Meeting



March 25, 2014

- **Safety Minute**
 - In case of evacuation, we will take the north exit and meet at the Wood Center Bus Stop.
 - If you SEE something, SAY something, DO something.
<http://www.uaf.edu/safety/unsafe-condition/>
- **Fellowships**
 - Process information now available! This is not a new process, just new, consolidated information on the process.
 - Standardized form and tax FAQ included!
<http://www.uaf.edu/finserv/finance-accounting/accounts-payable/fellowships/>


since 1917


- **Travel**
 - TEM implementation is upon us!
 - July 1, 2014, is the target date for elimination of standard paper TA processing. Please work with your unit leadership to develop a transition plan for your unit!
 - Not sure of a user's ID for approval routing?
FUVPROF
- **Tuition Surcharges**
 - New account code effective July 1, 2014!
 - 9164 – Tuition Surcharge. A supplement to tuition for a specified purpose, course, or program as defined in Board of Regents' Policy.





since 1917


- Accounting for “Multi-Year” Events**
 - New process and fund type (FM)!
 - Allows for inception-to-date accounting and reporting for events that have two or more of the following attributes:
 - Comprehensive Reporting Expectation
 - Large in Scope
 - Spans More Than One Fiscal Year and/or Recurring
 - Self-Supporting
 - Informational page forthcoming on OFA website.





since 1917

- Office of Management & Budget**
- 
- Vacancy Pullbacks – Through February**


Central	1,800.1
VCR	94.6
OIT	32.4
Provost	233.2
Chancellor	7.0
CRCD	202.6
VCUSA	153.5
VCAS	186.3
Total	2,709.7




since 1917

- February Management Report Highlights**

CABINET	Fund 1 Unreserved Fund Balance					
	FY12 Actual	FY13 Actual	FY14 Nov Projection	FY14 Dec Projection	FY14 Jan Projection	FY14 Feb Projection
Chancellor	69,788	17,043	52,941	59,862	28,664	11,600
e.Learning	4,337	(202,107)	0	(497,692)	(468,938)	(456,345)
OIT	384,193	120,646	62,709	51,030	41,718	63,184
Provost	2,190,267	2,112,634	302,719	91,367	1,009,671	614,751
CES	78,885	55,844	378,215	388,585	73,618	32,371
VC RCNE	1,124,853	1,286,730	453,302	479,959	451,572	578,671
VC Research	1,720,389	1,462,829	913,395	925,976	1,259,356	1,521,623
VCUSA	(108,150)	390,910	(204,540)	(324,591)	(39,454)	39,026
VCAS	544,485	540,572	411,424	451,083	497,760	454,534
Central Support	2,672,994	2,734,543	1,953,627	2,000,016	2,250,274	2,500,180
Total	8,682,041	8,519,642	4,323,791	3,625,595	5,104,241	5,359,596


since 1917

• **FY14 Financial Managers' Meetings**

- April 29th
- May 27th



All dates subject to change or cancellation



since 1917
