

Reach for the Stars



Artwork by Abby Raisanen from the Pioneer Peak 4-H Club

Mat-Su/Copper River 4-H District
Exhibitor Guide

Alaska State Fair, Palmer
August 15–September 1, 2025

TABLE OF CONTENTS

Contents	Page
Acknowledgements & Indicia	5
Alaska State Fair Grounds Map	6
4-H Events at the State Fair	7-9
New This Year at the Fair	10
Exhibitor Information & General Rules	11
Educational Display & Poster Guidelines	12
Guidelines for 4-H Judging & Cloverbud Exhibits	13
Div. 1 & 2: 4-H Livestock Show/ Jr Market Livestock Auction Information	14-15
Div. 1 Market Auction LARGE LIVESTOCK Possession Date Table	16
Div. 2 Market Auction SMALL LIVESTOCK Possession Date Table	17
Animal Science-Division 1: Large Livestock	18-20
Animal Science-Division 2: Small Livestock	21-28
State Horse Show Information	29-30
Animal Science-Division 4: State Horse Contest	31-32
Division 5-23 Lot Definitions	32
Consumer & Family Science - Divisions 5-8--includes sewing & knitting	33-34

TABLE OF CONTENTS

Contents	Page
Science, Engineering, & Technology - Division 9: Biological Sciences	35
Science, Engineering, & Technology - Division 10: Aerospace, Automotive, Computer, Electric, Wood, Physical Sciences, GPS/GIS related	35
Science, Engineering, & Technology - Division 11: Environmental Education & Earth Science	36
Plant Science - Divisions 12-14	36-38
Citizenship, Service, Personal Development - Divisions 16, 17: Communication Arts, Presentations, Performing Arts	38
Mounting Requirements for Div. 18, 19, 20, 21	39
Citizenship, Service, Personal Development - Division 18: Arts & Crafts	40
Citizenship, Service, Personal Development - Division 19: Fine Arts	40
Citizenship, Service, Personal Development - Division 20 Graphic Arts	40
Citizenship, Service, Personal Development - Division 21 Photography/Video	40
Food & Nutrition - Division 22: Baked Goods, Preserved & Decorative Foods	41
Health and Safety - Division 23: Health & Safety Projects	41
Appendix A: How to Fill Out 4-H Fair Entry Form	42
Appendix B: Completed Entry & Exhibitor Card Examples	43
Appendix C: Fair Exhibit Goal Card (only for Div. 5-23)	45
Appendix D: Helpful Links	47

Thank you 4-H volunteers for countless hours of service you give to our youth and all of the unsung moments you spend mentoring our youth and fostering hands-on learning every day. YOU are helping to make the best even better & YOU are growing the future of Alaska agriculture.

Thank you, volunteers, for doing what you do!

Hospitality Shift: Adults interested in working a hospitality shift at the June Tull 4-H building please contact Samantha Blumenkonig, Mat-Su/Copper River 4-H Agent sjrussell5@alaska.edu.

Each adult will receive two fair entry tickets per each 3 hour shift in addition to entry for the day of the shift. During this shift you will answer questions about Alaska 4-H and keep an eye on the 4-H exhibits. Youth may not sign up for shifts independently.

This work is supported by the U.S. Department of Agriculture's National Institute of Food and Agriculture.

In accordance with Federal civil rights law and U.S. Department of Agriculture (USDA) civil rights regulations and policies, the USDA, its Agencies, offices, and employees, and institutions participating in or administering USDA programs are prohibited from discriminating based on race, color, national origin, religion, sex, disability, age, marital status, family/parental status, income derived from a public assistance program, political beliefs, or reprisal or retaliation for prior civil rights activity, in any program or activity conducted or funded by USDA (not all bases apply to all programs). Remedies and complaint filing deadlines vary by program or incident.

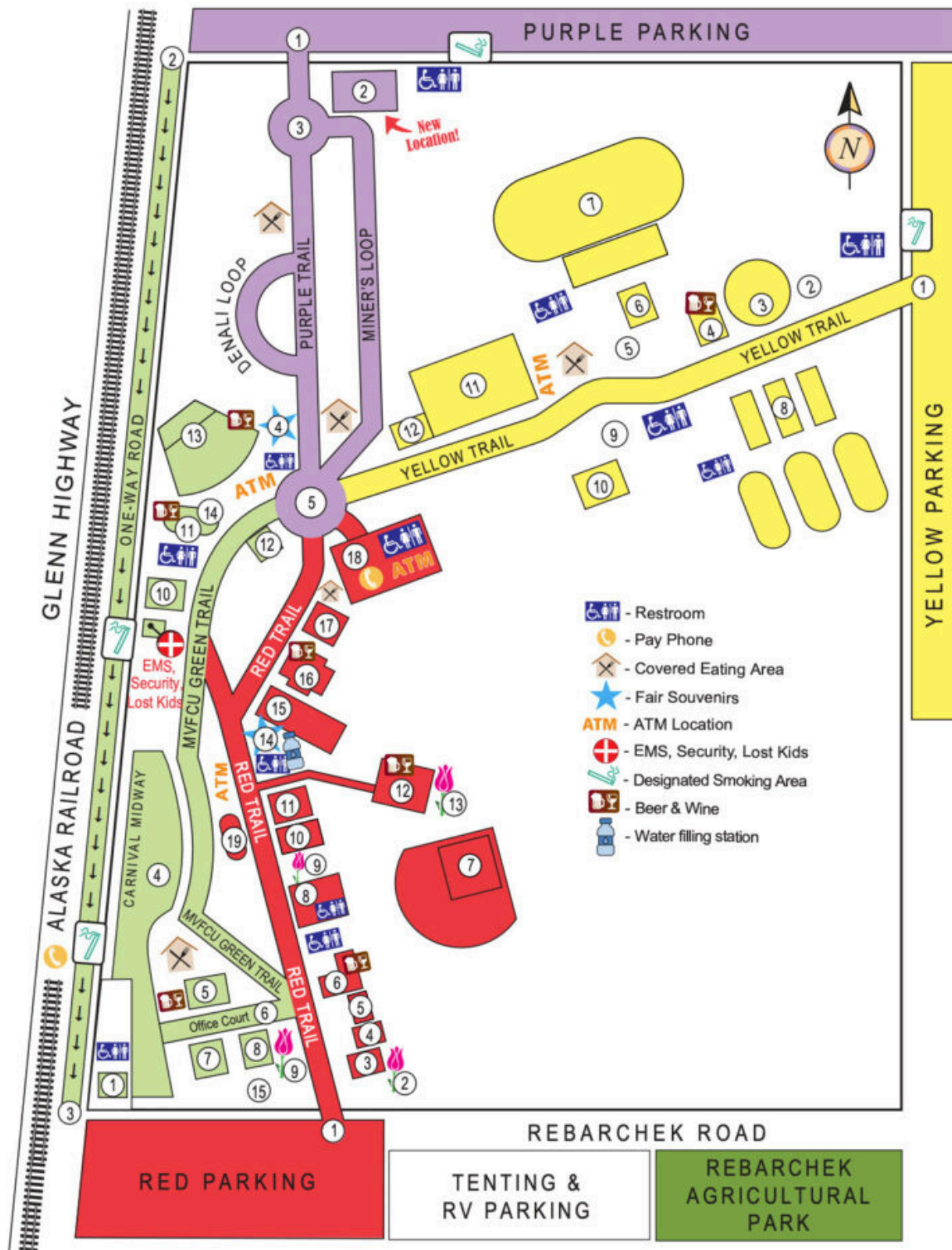
Persons with disabilities who require alternative means of communication for program information (e.g., Braille, large print, audiotape, American Sign Language, etc.) should contact the responsible Agency or USDA's TARGET Center at (202) 720-2600 (voice and TTY) or contact USDA through the Federal Relay Service at (800) 877-8339. Additionally, program information may be made available in languages other than English.

To file a program discrimination complaint, complete the USDA Program Discrimination Complaint Form, AD-3027, found online at [How to File a Program Discrimination Complaint](#) and at any USDA office or write a letter addressed to USDA and provide in the letter all of the information requested in the form. To request a copy of the complaint form, call (866) 632-9992. Submit your completed form or letter to USDA by: (1) mail: U.S. Department of Agriculture, Office of the Assistant Secretary for Civil Rights, 1400 Independence Avenue, SW, Washington, D.C. 20250-9410; (2) fax: (202) 690-7442; or (3) email: program.intake@usda.gov.

USDA is an equal opportunity provider, employer, and lender.

The University of Alaska (<http://www.alaska.edu/alaska>) is an equal opportunity/equal access employer and educational institution. The university is committed to a policy of nondiscrimination (<http://www.alaska.edu/nondiscrimination>) against individuals on the basis of any legally protected status.

Accommodation requests related to a disability should be made five business days in advance to Samantha Blumenkonig at 907-745-3679 or sjrussell5@alaska.edu. Language access services, such as interpretation or translation of vital information, will be provided free of charge to individuals with limited English proficiency upon request to amnorris2@alaska.edu.



MVFCU GREEN TRAIL

1. Green Gate / Will Call
2. Will Call Entrance
3. Will Call Exit
4. Golden Wheel Amusements
Carnival Midway
5. Oasis Beer Garden
6. Office Court
7. Craftsman House
8. Main Office
9. Millie's Garden
10. Emergency Services, Lost Kids, Security
11. Borealis Plaza
12. ConocoPhillips Borealis Box Office
13. ConocoPhillips Borealis Theatre
14. Bag Check, Presented by Go Mini's of Anchorage
& Rotary Club of Palmer
15. Office Lawn
- BP Pavilion

RED TRAIL

1. Red Gate
2. Wineck Barn Garden
3. Wineck Barn
4. Alyeska Pipeline Colony Stage
5. Pass Office
6. Colony Theatre Wine Bar
7. Hermon Brothers Field
8. Don Sheldon Events Center
presented by TOTE and Lynden
9. Perennial Garden
10. 4-H Exhibits
11. MVFCU Kid Zone
12. SBS Woodlot & SBS Woodlot Stage
13. Virgil Eckert Memorial Garden
14. Fair Souvenirs
15. Irwin Exhibits
16. Sluicexbox
17. Hoskins Exhibits
18. Raven Hall
19. Alaska's News Source Corral
- Rasmuson Pavilion

PURPLE TRAIL

1. Purple Gate
2. Events Tent (NEW Location!)
3. Purple Plaza
4. Fair Souvenirs
5. Pioneer Plaza
- Rasmuson Pavilion
- Rouse Pavilion

YELLOW TRAIL

1. Yellow Gate
2. Yellow Gate Lawn
3. Cirque Ma'Ceo Tent
4. Watering Hole
5. MTA Grandstand Lawn
6. MTA Grandstand Ticket Booth
7. MTA Grandstand
8. France Equestrian Center
9. The Gathering Place and
Alaska Native Arts Market
10. Dena' - Peoples Stage
11. Craig Taylor Equipment
Farm Exhibits
12. Global Credit Union
Bluebonnet Stage
- Rasmuson Pavilion

Mat-Su/Copper River State Fair Events 2025

When	What	Where
Tuesday, 8/12 3pm-8pm	Tull Barn Building Clean -Up	Tull Barn (#10 on map)
Wednesday, 8/13 3pm-7pm	Non-perishable 4-H Exhibit Check In	Tull Barn (#10 on map)
Thursday, 8/14 12pm-6pm	Non-perishable 4-H Exhibit Judging & Set Up	Tull Barn (#10 on map)
Friday, Saturday, Sunday 8/15-8/17	State Fair 4-H Horse Show	France Equestrian Center (#8 on map)
Saturday, 8/16 12pm-4pm	Vermicomposting & Worm Celebration in the Tull Barn	Tull Barn (#10 on map)
Wednesday, 8/20 3pm-6pm	Perishable 4-H Exhibit Check-In	Tull Barn (#10 on map)
Wednesday, 8/20 6pm-8pm	Perishable 4-H Exhibit Judging	Tull Barn (#10 on map)
Thursday, 8/21	Egg Day & Egg Judging Competition in Tull Barn	Tull Barn (#10 on map)
Saturday, 8/23 5 p.m.-7 p.m.	Performing Arts Exhibition (Div 16 & 17, must be registered by July 1)	Tull Barn (#10 on map)
Tuesday, 8/26 3 p.m.-7 p.m.	Small Livestock check-in and market weigh-in	Craig Taylor Exhibits Barn (#11 on Map)

Schedule is subject to change; please watch for updates, special events, and/or alternative events

SJB 5.20.2025

Mat-Su/Copper River State Fair Events 2025

When	What	Where
Wednesday, 8/27 3 p.m.-6:30 p.m.	Large Livestock Check-in and Market weigh-in	Craig Taylor Exhibits Barn (#11 on Map)
Wednesday, 8/27 7 p.m.	Mandatory Meeting for JMLA Projects	Craig Taylor Exhibits Barn (#11 on Map) Bleachers
Wednesday, 8/27 8 p.m.	Small Stock Conformation will take place in pens without exhibitors present	
Thursday, 8/28 11 a.m.	Small Stock Showmanship	Craig Taylor Exhibits Barn (#11 on Map) Show Ring
Thursday, 8/28	Large Livestock Market 4 p.m. Goats 4:15 p.m. Sheep 4:45 p.m. Swine 5:30 p.m. Beef 6 p.m. Yak *times are approximate, shows will not start before given time*	Craig Taylor Exhibits Barn (#11 on Map) Show Ring
Friday, 8/29	Large Livestock Showmanship 10 a.m. Juniors 12 p.m. Intermediate 2 p.m. Senior	Craig Taylor Exhibits Barn (#11 on Map) Show Ring

Mat-Su/Copper River State Fair Events 2025

When	What	Where
Saturday, 8/30 9 a.m.	Mandatory Meeting for JMLA Projects	Craig Taylor Exhibits Barn (#11 on Map) Show Ring Bleachers
Saturday, 8/30 12:30 p.m.	Auction Starts	Craig Taylor Exhibits Barn (#11 on Map) Show Ring
Monday, 9/1	Large Livestock Breeding Shows	Craig Taylor Exhibits Barn (#11 on Map) Show Ring
Monday, 9/1 4 p.m.-8 p.m.	Tull Building Exhibits Pick-Up	Tull Barn (#10 on map)
Monday, 9/1 6:30 p.m.	JMLA Mandatory Meeting	Craig Taylor Exhibits Barn (#11 on Map) Bleachers
Tuesday, 9/2 3pm-6pm	Exhibits Pick Up	Tull Barn (#10 on map)
Tuesday, 9/2 3pm-6pm	Tull Building Clean Up	Tull Barn (#10 on map)

NEW

@ FAIR 4-H WEEK



EGG PRODUCTION PEN

Bring a pair of pullets and show your poultry management skills!

- ✓ Pens consist of 2 uniform females
- ✓ Birds should match in weight, maturity, and breed
- ✓ Choose birds that are in or close to egg production

Judges are looking for matching pairs that demonstrate quality care and consistency—**uniformity is key!**

EGG EXHIBIT

Show off your freshest farm-raised eggs!

- Each entry includes 6 eggs in a half-carton or 6-egg tray.
- ✓ Max of 4 entries per exhibitor
 - ✓ Eggs must be fresh, clean, and uniform in size, shape, shell texture, and color
 - ✓ Judges may crack one egg to assess interior quality

📍 Drop Off: At Small Livestock Check-In, August 26

🚫 Eggs will not be returned.

EGG GRADING COMPETITION

Test your egg grading skills in this hands-on judging event!

Participants will judge up to three categories:

- ✓ Exterior quality
- ✓ Interior quality by candling
- ✓ Interior quality of broken-out eggs

📍 When: August 21
🕒 Time: Pickup Score Card & Judge Between (3-6 p.m.)
📍 Where: June Tull Building

MAT-SU/COPPER RIVER 4-H DISTRICT STATE FAIR

EXHIBITOR INFORMATION & GENERAL RULES

1. All 4-H youth enrolled in projects through their local Extension office on or before June 15 are eligible. 4-H youth outside the Mat-Su/Copper River District must qualify in a district show to participate in the fair unless other arrangements have been made with your 4-H agent prior to June 1. 4-H youth living in an area without a district fair must get permission from their nearest Cooperative Extension agent to participate.

NOTE: Terms Youth, Exhibitor(s), and Participant(s) refer to 4-H member(s)

2. Only 4-H youth may exhibit in the 4-H Exhibits Building, also known as the Tull Barn, at the fair. 4-H youth may participate in the fair regardless of district contest ribbon placing in: all 4-H showmanship classes; the 4-H horse show; divisions 1 and 2 livestock; and in all the 4-H activities, shows, and contests.

3. 4-H participants must enter their exhibits in the appropriate age division based on their 4-H age*:

CLOVERBUD division for youth age 5-7 years

JUNIOR division for youth age 8-11 years

INTERMEDIATE division for youth age 12-14 years

SENIOR division for youth age 15-18 years

NOTE: Cloverbuds may send display exhibits only; they may not participate in a competitive event per 4-H policy.

*4-H age is determined by youth's age as of August 15 of the enrollment year.

4. All entries must be a result of a 4-H learning experience during the current 4-H year, which began October 1, 2024. 4-H fair exhibits should show a progression of skills from one year to the next.

5. All exhibits must be entered on a 4-H fair entry form and included with the 4-H exhibits. Entry forms are available from your district's Cooperative Extension Service office and on intake day at the fair. Please fill the forms out carefully. Each division entered should be on a separate entry form.

6. 4-H youth are limited to a maximum of six (6) entries in each of the 4-H exhibit classes.

7. All 4-H exhibits, including livestock and horse, must be clean, neat, and properly prepared for exhibition and judging. The 4-H/CES staff may refuse substandard or improperly prepared exhibits for 4-H entry.

8. Each 4-H youth with entries in the 4-H building will be given one exhibitor number. This number should be written on each entry form used. 4-H exhibitor numbers are separate from open fair entry numbers. Your exhibitor number is your Z-suite Account number plus the first two letters of your first name.

10. 4-H Goal Cards are to accompany each individual exhibit in order to be eligible for premiums, purple ribbons, and grand and reserve. Although not REQUIRED entries cannot be awarded Exceptional Purple ribbon, nor Grand or Reserve Champion, nor be eligible for premiums without completed Goal Card. All exhibits will be judged accordingly. Blank Goal Cards are in the attached appendix.

11. 4-H/Extension staff shall determine eligibility of exhibits and add/subdivide classes and lots to help judging.

12. The 4-H program and Alaska State Fair shall not be responsible for any loss or damage to exhibits due to fire, theft, shipping, or any other cause.

Educational Display and Poster Guidelines

Each division offers the opportunity to enter an individual, club, or district educational display or poster.

Displays related to divisions 1-4 (livestock, dog, horse) should be entered in division 9, biological science.

Individual displays are limited in size to 40"x 60"x18" (front to back) and MUST BE FREE STANDING (poster board is not appropriate backing for this display). Posters should be framed or able to be hung, and not exceed 3x4 feet. They may include pictures, models, diagrams, and actual articles. They may be three-dimensional or include a notebook, but NOT a project record book.

Displays and posters show and explain something the 4-H member has made, done, or learned, such as how and why wool shrinks, why bread rises, use of genetics in improving herd, safe use of tools, parts of a small engine, how bees communicate, or how waves are formed. They will be located in the June Tull 4-H building unless noted otherwise.

Displays or posters not meeting the above criteria may not be exhibited. Include:

1. A message you want to convey about your project
2. Your sources
3. Operating instructions if appropriate
4. Brief written summary for judge explaining the display or poster; attached to side or back

Educational displays and posters will be judged as follows:

1. Information: (50%)

Source(s) of information, accurate and complete, clear and concise, communicates information to the public

2. Related to member's project: (30%)

Educational value, appropriate to member's interests, abilities, project skill level

3. Workmanship: (20%)

Eye catching and attractive, shows originality, neatness, correct spelling, easy to read or see.

Appropriate to member's age and abilities

Guidelines for 4-H Judging

Exhibits in 4-H will be judged by the Danish System and will be awarded the following ribbons:

- Blue (excellent)
- Red (good)
- White (worthy)

Ribbons will be awarded according to quality, workmanship, and skill exhibited in comparison to an established standard based in part on age and the experience of exhibitor.

Purple (Awards of Excellence) ribbons will be awarded at the judge's discretion to denote exceptional quality. A Grand Champion and a Reserve Grand Champion may be awarded by age group in each 4-H division. Grand and Reserve Grand Champion must be chosen from among those exhibits awarded a blue and/or purple ribbon. If no blue or purple ribbons are awarded within an age group or division a Grand Champion award cannot be made. A Grand Champion ribbon must be awarded before a Reserve Champion is selected.

Cloverbud Exhibits

The Cloverbud division is for youth age 5-7 of the current 4-H year. All Cloverbud exhibits should be entered under the applicable divisions and (Cloverbud) indicated on livestock entry forms. Cloverbuds may show small livestock only and participate in exhibits, contests, and activities not involving large animals.

Their exhibits will be evaluated non-competitively so that they will learn what they did well and where they might improve. This participation should be viewed as a learning experience rather than competition that may not be appropriate for younger children.

Div. 1 & 2: 4-H/FFA Livestock Show/Jr Market Livestock Auction Information

1. 4-H Jr. Market Livestock Conformation Classes and the Auction: This event is open to all youth of the State of Alaska who are in good standing in a 4-H program under the supervision of a 4-H agent. Members from outside Mat-Su/Copper River 4-H District may participate with advanced exception by the MS/CR Livestock Committee. The agent will confirm youth eligibility. Any 4-H member who is determined by his/her agent to be ineligible will not sell. If youth or adults are determined to have brought discredit to themselves or to the 4-H program during the fair or auction, 4-H management may take one or more of the following actions: (1) Remove youth from competition. (2) Require youth to forfeit all monies received over the actual market price of their sale animal. (3) Require youth to forfeit all premiums and awards received during the fair. (4) Obtain determination by the 4-H program chair. Entry in this division constitutes an agreement to sell to the highest bidder. All animals sold in this division will be assessed a 5% fee of the sale price.
2. All animals must be identified on the 2025 4-H Pen Request and entry form and received at the CES office by July 5, 2025 at 4:30 pm. Market animal forms will be completed and due at Rally Days. Pens fill rapidly and exhibitors are encouraged to check in early. Pre-registered 4-H Pen Request forms will reserve space until 7 p.m.
3. Intact male non-market sheep, swine, and goats over 6 months are not allowed. Beef or dairy intact males over 6 months may be allowed subject to Fair Veterinarian judgment. Dehorning and castration must be performed sufficiently in advance to allow for complete healing of all sites. If animals are determined at the time of check-in to have delayed or incomplete healing, they will be disqualified. All horned young beef, goats, sheep, and yaks must wear protectors.
4. Exhibitors may raise more and show more than one market animal or pen of market animals, but must select only one to be sold at auction. Final selection of the one auction animal must be made immediately following the animal's placement(s) in the appropriate 4-H/FFA Junior Market Livestock Conformation Class.
5. The judge's decision is final. Never approach a judge until all judging is complete. Never question a judge's placing. You may ask the judge; "How can I improve my performance?" or "What could I have done differently to improve my animal's performance?" ANIMALS RECEIVING A NO PLACING FROM THE JUDGE WILL NOT BE SOLD AT AUCTION.
6. Extension's State 4-H Program Leader, 4-H staff, and Livestock Committee members will have final authority on interpretation of all 4-H rules and regulations concerning 4-H participation in 4-H youth livestock shows and sales and 4-H activities held during the fair.
7. In all events designated as 4-H, 4-H policies, procedures, and rules must be followed when questions, concerns, or problems arise. Call the local 4-H agent at 907-745-3360 with questions.
8. 2025 – POULTRY: please be flexible as we try to plan for avian flu constraints at the Alaska State Fair and Jr. Market Livestock Auction.
9. In 4-H classes, exhibitors must handle at least one of their own animals in each lot. An exception to this rule may be granted to eligible high school seniors with college classes starting during fair or members with an illness certified by a physician. Exhibitors requesting an exception to this rule must be heard by the Livestock Council no later than August 7, 2025.
10. Livestock animals used in showmanship classes must be owned/shown by youth enrolled in that project only. 14

Div. 1 & 2: 4-H Livestock Show/Jr Market Livestock Auction Information

11. All exhibitors are responsible for the care, feeding, watering, and cleaning of their animals until the fair is officially closed. If the exhibitor fails to provide or arrange for proper care for the animal:

- They may forfeit all premiums as determined by 4-H management.
- **4-H management may deduct \$25 per day from all sale proceeds, in addition to fines and sanctions outlined in the 2024-2025 Junior Market Livestock Auction Project Rules & Educational Insert.**
- 4-H management may remove the animal from the fair after consultation with fair management.

12. Exhibitors in the 4-H/FFA large livestock classes and market auction must be at least eight years of age during the 2024-2025 school year unless special classes are offered. Exhibitors are eligible to participate through the normal year in which they graduate from high school. Large beef participants must be age twelve and older during the 2024-2025 school year.

13. 4-H members planning to exhibit in open fair classes must register in accordance with all Alaska State Fair rules and regulations. It is the responsibility of the exhibitor to obtain and comply with these rules and regulations. Additional information may be obtained from the Alaska State Fair office.

14. All animals must be clean and properly prepared for exhibition and judging by the 4-H exhibitor. The 4-H exhibitor will do the actual care, feeding and showing of the animal unless the animal poses a threat to the safety of the handler, other youth, other animals, spectators, or show personnel, in which case, it may be removed from the fairgrounds.

15. All livestock must clear a scheduled veterinary check for infections and contagious or communicable conditions as determined by the fair officials prior to entering the Farm Exhibits (see Alaska State Fair Exhibitor's Guide). Vaccination records may be requested. Hogs must be properly vaccinated against erysipelas, cattle for 1BR-BVD-P13. No animals exhibiting signs of illness or parasite infestation will be allowed to enter the fair.

16. 4-H members should receive recognition for earned accomplishments only from the 4-H district in which their project is recorded.

17. Alaska State Fair officials will have final authority on interpretation of all rules and regulations concerning the Alaska State Fair's Open Livestock Show, other open livestock classes, and the enforcement of grounds rules.

18. Produce of dam to consist of two animals, either sex, any age, the offspring of one dam and different sires. This is to show the good breeding strengths of the dam, regardless of the sire. Dam must be named, but need not be shown or present. Get of sire to consist of two animals, either sex, any age, the offspring of one sire and different dams. This is to show the good breeding strength of the sire, regardless of the dam. Sire must be named, but need not be shown or present.

19. All 4-H market livestock record books must be completed as outlined in the 2024-25 Mat-Su/Copper River District 4-H/FFA Jr. Market Livestock Auction Project Rules & Educational Insert.

20. Youth livestock shows are provided so youth may learn by doing. Parents and other adults should instruct, advise and encourage youth exhibitors in the proper care and fitting of their animals prior to the member entering the show ring. Coaching after the member enters the ring may result in the member's removal from the ring.

NOTE: All large and small stock must be tagged, banded or tattooed. If exhibitor chooses not to tag/band/tattoo their exhibit(s), neither Alaska State Fair nor 4-H/Cooperative Extension Service is responsible for the theft or misplacement of exhibits not marked.

Div. 1 Market Auction

Large Livestock Possession Dates

Species	Possesion Date	Min/Max Sales Weight	Maximum Age	Animals must be born on or after
Reindeer	Dec. 1, 2024	175lbs	30 months	March 1, 2023
Market Beef	December 1, 2024	850lbs-1500lbs	20 months	January 1, 2024
Heritage/All other small framed beef breeds*	January 15, 2024	650lbs-1000lbs	30 months	February 15, 2023
*must be 51% or more heritage/small framed breed & 49% or less traditional beef breed				
Young Beef	April 1, 2025	400lbs	8 months	January 1, 2025
Young Yak	May 1, 2025	300lbs		September 1, 2023
Mature Yak	September 1, 2024	500lbs		September 1, 2022
Market Swine	May 15, 2025	200-300lbs	9 months	January 1, 2025
Market Lamb	May 15, 2025	100lbs	10 months	December 1, 2024
Market Goat	May 15, 2025	65-130lbs	12 months	September 1, 2024

Div. 2 Market Auction

Small Livestock Possession Dates

Species	Possesion Date	Min/Max Sales Weight	Maximum Age	Animals must be born on or after
Market Rabbits (Pen of 3)	July 29, 2025	3.5lbs each	12 weeks	June 1, 2025
Market Hybrid/Commercial Turkey (Pen of 1)	April 29, 2025	25lbs	21 weeks	March 30, 2025
Market Heritage Turkey (Pen of 1)	March 4, 2025	15 lbs	27 weeks	February 16, 2025
Market Goose (Pen of 1)	May 15, 2025	13 lbs	23 weeks	March 19, 2025
Market Ducks (Pen of 3)	April 29, 2025	6lbs each	23 weeks	March 16, 2025
Market Chukars/Pheasants (Pen of 3)	April 29, 2025	1lb each	23 weeks	March 16, 2025
Market Quail (Pen of 6)	June 17, 2025	7oz	12 weeks	March 16, 2025
Market Cornish Cross Chickens (Pen of 3)	July 8, 2025	4.5lbs each	9 weeks	June 22, 2025
Market Meat Chickens-All Other (Pen of 3)	June 1, 2025	4lbs each	20 weeks	April 6, 2025

SCIENCE, ENGINEERING, AND TECHNOLOGY

ANIMAL SCIENCE

DIVISION 1 – LARGE LIVESTOCK

CLASS A – 4-H GOATS

There may be separate classes for pygmy, meat breed and Angora goats. Classes are the same but need to be identified with "PG," "M," or "AG" after the lot number.

Lot	Description	Lot	Description
1	Jr Doe kid under 6 months	7	Produce of Dam
2	Sr doe kid 6-12 months	8	Best Udder
3	Doe 12-24 months	9	Wethers & bucklings <6 months (non market only)
4	Doe 24-36 months	10	Wethers over 6 months (non market only)
5	Doe over 36 months	11	Feeder goats under 65lbs
6	Get of sire	12	MARKET GOAT

CLASS B – 4-H SHEEP

Lot	Description	Lot	Description
1	Ewe Lamb under 12 months	6	Get of sire
2	Yearling Ewe 12-23 months	7	4-H wool class (a) Coarse; (b) medium; and (c) fine
3	Mature Ewe (24 months+)	8	Wethers & ram lambs <6 months (non market only)
4	Breeding ewe with two generations bred by exhibitor	9	Feeder lamb, under 90lbs
5	Produce of Dam	10	MARKET LAMB

SCIENCE, ENGINEERING, AND TECHNOLOGY

ANIMAL SCIENCE

CLASS C - 4-H SWINE DIVISION 1 - LARGE LIVESTOCK

There may be separate classes for potbelly, kune kune & similar pigs (gilts & barrows only).

Lot	Description	Lot	Description
1	Gilt 9 weeks-5 months	5	Produce of dam
2	Gilt 5-12 months	6	Get of Sire
3	Mature sow	7	Feeder & non market swine, under 200lbs
4	Sow and litter (piglets < 6 weeks)	8	MARKET SWINE

CLASS D - 4-H DAIRY

Lot	Description	Lot	Description
1	Heifer calf under 6 months	4	Cow over 24 months
2	Heifer calf 6-12 months	5	Produce of dam
3	Yearling heifer (12-24 months)	6	Get of sire

CLASS E- 4-H BEEF

*Market Heritage/All Other Small Framed Breeds must be 51% or more Heritage/Other Small Framed Beef Breed and 49% or less Traditional Beef Breed

Lot	Description	Lot	Description
1	Heifer calf under 6 months	7	Feeder beef, 600lbs-1000lbs
2	Heifer calf 6-12 months	8	Feeder beef, under 400lbs, under 6 months
3	Yearling heifer (under 24 months)	9	MARKET YOUNG BEEF
4	Cow over 24 months	10	MARKET BEEF
5	Produce of dam	11	MARKET HERITAGE/ALL OTHER SMALL FRAMED BEEF
6	Get of sire		

SCIENCE, ENGINEERING, AND TECHNOLOGY

ANIMAL SCIENCE

DIVISION 1 - LARGE LIVESTOCK

CLASS F- 4-H REINDEER

Lot	Description	Lot	Description
1	Cow	2	MARKET REINDEER

CLASS G - 4-H YAK

Lot	Description	Lot	Description
1	Heifer calf under 6 months	4	MARKET YOUNG YAK
2	Heifer calf 6-12 months	5	MARKET MATURE YAK
3	Cow over 12 months	6	Other

CLASS H - 4-H LLAMAS & ALPACAS

CLASS J - 4-H LARGE LIVESTOCK SHOWMANSHIP COMPETITION

Lot 1	Lot 2	Lot 3
Junior	Intermediate	Senior

The purpose of the Youth Showmanship Contest is to teach youth courtesy, good grooming, poise, and confidence and how to fit, train and handle animals. All training and preparation of animals, prior to and during the fair, is to be done by the youth exhibitor. Since there are many different but correct methods of achieving a desired result in preparing an animal for showmanship, the proper result is more important than the method. No effort is made to judge preparation methods so long as they are safe and reasonable. The picture that the showman and his/her animal present is most important. They should be clean, well-groomed and attractive, and should work well as a team. The animal should be under control, correctly posed, and alert at all times. The methods of leading, turning, and posing should be safe, becoming, and courteous. Youth are encouraged to attend clinics on fitting and showing prior to the competition.

Animals used for showmanship must be shown by owner.

Leather boots, nice pants, and long-sleeved button down/collared shirts are required.

No logos (except 4-H or FFA).

ANIMAL SCIENCE

DIVISION 2 – SMALL LIVESTOCK

Important Dates

Rally Day

Date: Saturday, August 2nd

Time: 10:00 AM

Location: Rebarchek Farm

What to Expect:

- Pen Request & Registration Check
- Animal IDs Distributed
 - Rabbits: Bring them if they still need to be tattooed.
 - Poultry: Do not bring your poultry. Leg bands will be provided for you to band them at home.
- Processing Clinic (Auction Participants Only)

Check-In

Date: Tuesday, August 26th

Time: 3:00 – 7:00 PM

Location: Farm Exhibit Barn, State Fairgrounds

Check-In Includes:

- Veterinary Check
- Weigh-In for Market Animals
- Pen Assignments
- Complete Exhibitor Card(s)
- Bring your waterer, feeder, and bedding to set up your animal's pen.
- Egg Exhibit Drop-Off for those registered for the egg exhibit class

Small Livestock General Rules

1. Poultry Health & Identification Requirements

- All poultry will be given a numbered leg band at check-in for identification and must be worn throughout the fair.
- Birds must be clean, dry, and free of visible external parasites before entering the fair.
- Poultry will be subject to continuous on-site inspections, as needed.

2. Class & Lot Judging

- Classes/Lots may be split for judging at the discretion of the judge and/or Small Livestock Committee.

3. Bird Preparation & Presentation

- All birds must be washed, groomed, clean, and dry before entering the fair.
- Birds must remain clean and dry throughout the exhibition.
- All market poultry must adhere to the manufacturer's recommended withdrawal period for lice and mite treatments.

4. Coop Space & Maintenance

- Limited coop space is available on a first-come, first-served basis.
- Exhibitors are responsible for daily coop cleaning throughout the fair.

5. Coop Tender Award

- The Small Livestock Committee will present an Overall Coop Tender Award to one small livestock exhibitor in each age group: Senior, Intermediate, and Junior.

Judging criteria include:

- Consistent pen/coop cleanliness throughout the fair
- Exhibitor's positive attitude and responsibility
- Condition of the pen/coop at check-out

SCIENCE, ENGINEERING, AND TECHNOLOGY

ANIMAL SCIENCE

DIVISION 2 – SMALL LIVESTOCK

CLASS A – 4-H POULTRY: MARKET

- 1.All market animals participating in the 4-H / FFA Junior Livestock Market Auction, must adhere to all auction contract requirements. See Div. 2 Auction Market Small Livestock Possession Dates for age and weight requirements.
- 2.Note: Market Poultry registered in Class A, may not register for additional classes.
- 3.All poultry market pens will be judged on the basis of conformation, fleshing, finish, and uniformity. Judges' decisions are final.

Ribbons: Purple, Blue, Red, White; / Champion and Reserve Grand Champion (see guidelines for 4-H Judging)

Lot	Description	Lot	Description
1	Market Chicken: Cornish Cross (Pen of 3)	5	Market Duck (Pen of 3)
2	Market Chicken: Other Meat Chicken (Pen of 3)	6	Market Goose (Pen of 1)
3	Market Hybrid/Commercial Turkey (Pen of 1)	7	Market Game Bird (Pen of 6) Chukars/Pheasants/Quail
4	Market Heritage Turkey (Pen of 1)		

CLASS B- 4-H POULTRY: EGG PRODUCTION

- 1.All poultry egg production pens will be judged on the basis of uniformity and general appearance. Judges' decisions are final.
- 2.Ribbons: Purple, Blue, Red, White; / Champion and Reserve Grand Champion (see guidelines for 4-H Judging on [insert page #5?]).

Ribbons: Purple, Blue, Red, White; / Champion and Reserve Grand Champion (see guidelines for 4-H Judging on)

Lot	Description	Lot	Description
1	White Egg Production Pen (2 Females)	2	Brown Egg Production Pen (2 Females)

SCIENCE, ENGINEERING, AND TECHNOLOGY

ANIMAL SCIENCE

DIVISION 2 – SMALL LIVESTOCK

CLASS C – 4-H POULTRY: BREED

1. Each entry or exhibit shall include a single bird per coop or pen, except for the trio class lot.
2. All birds must have been owned by the exhibitor for at least 60 days prior to the Fair and must be a minimum of 3 months of age.
3. Fair organizers reserve the right to correct entries or reorganize the location of any entries that may have been placed in the incorrect class by the exhibitor.
4. Judges may use the American Standard of Perfection, the Bantam Standard, and/or the National 4-H Poultry Judging Manual (wherever applicable) as their guides for judging all Breeding Poultry exhibits. Judges' decisions are final.
5. Recognized Purebreed Breeds <https://amerpoultryassn.com/accepted-breeds-varieties/>
6. Note: Market Poultry registered in Class A may not register for Class C

Ribbons: Purple, Blue, Red, White; / Champion and Reserve Grand Champion

Lot	Description	Lot Splits
1	Chicken: Large Fowl	A: Cock (1 year old or greater) B: Hen (1 year old or greater) C: Cockerel (less than 1 year old) D: Pullet (less than 1 year old) E: Trio (2 Females 1 Male)
2	Chicken: Bantam	
3	Duck	A: Drake B: Hen C: Trio (2 Females, 1 Male)
4	Goose	A: Gander B: Goose C: Trio (2 Females 1 Male)
5	Heritage Turkey	A: Jake/Tom B: Jennie/Hen

SCIENCE, ENGINEERING, AND TECHNOLOGY

ANIMAL SCIENCE

DIVISION 2 – SMALL LIVESTOCK

CLASS D - 4-H POULTRY: GAME BIRDS & EXOTIC

- 1. Each entry/exhibit shall consist of a single bird per coop/pen.
- 2. All birds must have been owned by the exhibitor for at least 60 days prior to the Fair and must be a minimum of 3 months of age.
- 3. Note: Market Poultry registered in Class A, may not register for Class D
- 4. Game birds & exotic poultry will be judged on appearance, condition, and cleanliness. Judges' decisions are final.

Ribbons: Purple, Blue, Red, White; / Champion and Reserve Grand Champion

Lot	Description	Lot	Description
1	Quail	5	Guinea Fowl
2	Pheasant	6	Pigeons & Doves
3	Partridge/Chukaar	7	Peafowl
4	Grouse		

CLASS E - 4-H EXHIBIT EGGS

- 1. Entries consist of a group of 6 eggs displayed in a ½ carton or 6-egg tray. Each exhibitor is limited to 4 entries total. Eggs must be fresh, farm-raised by the exhibitor. Eggs are to be clean, free of droppings, uniform in shape, shell texture, size, color (except for rainbow class), and appearance. One egg may be cracked open, at the judges discretion, to judge internal characteristics.
- 2. Judges may use the National 4-H Poultry Judging Manual and/or USDA Egg Grading Manual for judging the exterior and interior quality of all eggs exhibits. Judges' decisions are final.
- 3. Drop off at small livestock check in on August 26th. Eggs will not be returned.
- 4. Breed and feed noted on entry registration.

Ribbons: Purple, Blue, Red, White; / Champion and Reserve Grand Champion

Lot	Description	Lot Splits
1	Large Eggs	A: Blue B: Brown C: Green D: Pink E: Rainbow (additionally judged on color range) F: Speckled G: White 24
2	Bantam Eggs	
3	Waterfowl	
4	Other	

SCIENCE, ENGINEERING, AND TECHNOLOGY

ANIMAL SCIENCE

DIVISION 2 – SMALL LIVESTOCK

CLASS F – 4-H RABBITS

- 1.MUST be owned/possessed by July 25, 2025, unless market.
- 2.Exhibitors must also be entered in rabbit showmanship class.
- 3.All breeds competing, except when a breed or variety has five or more entries in a specific lot, will be judged separately.
- 4.All rabbits must be ear tattooed.
- 5.Judges may use the American Rabbit Breeders Association as their guides for judging all Rabbit exhibits. Judges’ decisions are final.

Ribbons: Purple, Blue, Red, White; / Champion and Reserve Grand Champion

Rabbit: Breed Show				
Lot	Description			Breed
1	Jr. Doe (Up to 6 months old)			A: California B: Satin C: Rex D: Angora E: New Zealand F: Champagne G: Lionhead H: Other Purebred I: Cross Breed
2	Jr. Buck (up to 6 months old)			
3	Intermediate Doe (6-9 months old)			
4	Intermediate Buck (6-9 months old)			
5	Senior Doe (over 9 months old)			
6	Senior Buck (over 9 months old)			
Rabbit: Fur Show				
7	Fur: Normal	10	Fur: Angora Wool	
8	Fur: Satin	11	Fur: Other Wool	
9	Fur: Rex			
Rabbit: Market Show				
12	Market Rabbits (Pen of 3)			25

SCIENCE, ENGINEERING, AND TECHNOLOGY

ANIMAL SCIENCE

DIVISION 2 - SMALL LIVESTOCK

CLASS G- 4-H CAVIES

- 1.MUST be owned/possessed by July 25, 2005.

2.All breeds competing, except when a breed or variety has five or more entries in a specific lot will be judged separately.

3.All cavies that enter the fair must be ear tattooed.

Ribbons: Purple, Blue, Red, White; / Champion and Reserve Grand Champion

Class Description		Class Lot
Cavies Breed Show: Indicate Age/Sex and breed/type (ex. Jr. Sow American Breed = F1A)		
F1	Jr. Sow (up to 4 months old)	A: American B: Abyssinian C: Coronet D: Silkie E: Texel F: Peruvian G: Teddy H: White Crested I: American Satin J: Abyssinian Satin K: Silkie Satin L:Peruvian Satin M:Teddy Satin N: Cross Breed
F2	Jr. Boar (up to 4 months old)	
F3	Intermediate Sow (4 months-6 months old)	
F4	Intermediate Boar (4 months-6 months old)	
F5	Senior Sow (over 6 months old)	
F6	Senior Boar (over 6 months old)	

SCIENCE, ENGINEERING, AND TECHNOLOGY

ANIMAL SCIENCE

DIVISION 2 - SMALL LIVESTOCK

CLASS H - SMALL LIVESTOCK SHOWMANSHIP

1. All small livestock exhibitors are encouraged to participate in showmanship. Exhibitors planning to auction small livestock in the 4-H / FFA Junior Livestock Market Auction MUST register in the showmanship classes with the same species they plan to market.
2. Small Livestock shown in a Showmanship Class must be registered under the participant's name in a market or breed class. Family-Owned Exception for Showmanship Class: Participants may show livestock registered to an immediate family member.
3. Small Livestock Showmanship Required Attire
 - a. Shirt: A clean, button-down, long-sleeved shirt (tucked in).
 - b. Logos: Only 4-H or FFA logos are allowed.
 - c. Pants: Choose clean pants or jeans without holes.
 - d. Footwear: Clean boots or shoes with closed toes and closed heels are required.
 - e. Optional: In addition to the above, a show apron or show coat may be worn.
4. Long hair must be pulled back. No jewelry.
5. Improper attire will result in point deductions, but participants may still compete.
6. Judges may use the American Standard of Perfection, the Bantam Standard, and/or the National 4-H Poultry Judging Manual (wherever applicable) as their guides for judging. Judges' decisions are final.

Ribbons: Purple, Blue, Red, White; / Champion and Reserve Grand Champion

Class Description		Class Lot
Indicate 4-H Age & Species (ex. Junior Turkey Showmanship = F2E)		
F1	Cloverbud	A: Chicken B: Duck C: Gamebird/Exotic D: Goose E: Rabbit F: Turkey
F2	Junior	
F3	Intermediate	
F4	Senior	
F5	<u>Small Livestock Master Showmanship Contest</u> This contest is open to the small livestock division's grand champions from the showmanship classes in the junior, intermediate and senior lots (poultry, rabbit, and caviaes).	

SCIENCE, ENGINEERING, AND TECHNOLOGY

ANIMAL SCIENCE

DIVISION 2 - SMALL LIVESTOCK

CLASS I - SMALL LIVESTOCK JUDGING/SKILLATHON

Class Description		
H1	<p><u>Poultry Judging: Egg Competition</u></p> <p>4-H participants will judge up to three categories related to the grading of table eggs (eggs intended for consumption rather than incubation): external quality, interior quality by candling, and interior quality of broken-out eggs. The small livestock committee may adjust the contest to exclude one or more of these categories at their discretion.</p> <p><u>August 21st in June Tull Building, Time TBD</u></p>	<p>A: Junior B: Intermediate C: Senior</p>

Div. 4: 4-H State Horse Show Information

1. 4-H Horse Show Classes, Dressage, and Trail: This event is open to all youth of the State of Alaska who are in good standing in a 4-H program under the supervision of a 4-H agent. The agent will confirm youth eligibility. Youth must be 8-18 years old as of August 15, 2024.
2. Stalls will be assigned and provided from Friday-Sunday. Shavings are not provided; please bring your own. Stalls must be cleaned and checked before leaving.
3. All horses brought to the Fair must have a negative EIA (Coggins Test). Copy will be submitted with registration and must be on the rider's person at check-in.
4. Annual 4-H Horse Certification (AKH-00004) is due at District Extension office in accordance with each district's policy each 4-H year. Copies can be obtained from the state 4-H website. Submit a completed form for each horse exhibitor will ride.
5. Exhibitors must use the same horse(s) that was exhibited at the District show.
6. A visibly ill or unsound animal may be dismissed from participation by show personnel or at the judge's discretion.
7. Judges' decisions are final. Approach the judge for information only, not to dispute placings, and only after judging is completed. Show management or the judge reserves the right to dismiss any youth or party from any 4-H class or show for any misconduct, lack of sportsmanship or infractions of the rules. Exhibitors may forfeit all awards received in the class or at the show.
8. Extension's State 4-H Program Leader, 4-H staff, and Judges will have final authority on interpretation of all 4-H rules and regulations concerning 4-H participation in 4-H youth horse shows and 4-H activities held during the fair.
9. In all events designated as 4-H, 4-H policies, procedures, and rules must be followed when questions, concerns, or problems arise. Call the local 4-H agent at 907-745-3360 with questions.
10. Only 4-H members may ride, groom, school or handle a horse while on the show grounds. Novices and beginners may have assistance with saddling and bridling if needed. Anyone may have assistance for safety reasons.
11. The humane treatment of all animals is required. All exhibitors are expected to treat their animals with respect and to provide for their continuous well-being through proper feeding, watering, handling, disease prevention, sanitation, and attention to safety until the show is officially complete. If the exhibitor fails to provide or arrange for proper care for the animal:
 - a. He/she/they may forfeit awards as determined by 4-H management.
 - b. 4-H management may remove the animal from the fair.
12. 4-H members planning to exhibit in the Alaska State Horse Show must register in advance in accordance with all Alaska State 4-H rules and regulations.
13. All 4-H horse project records must be completed to date, turned in/checked prior to show participation.

Div. 4: 4-H State Horse Show Information

12. 4-H members planning to exhibit in the Alaska State Horse Show must register in advance in accordance with all Alaska State 4-H rules and regulations.
13. All 4-H horse project records must be completed to date, turned in/checked prior to show participation.
14. Youth horse shows are provided so youth may learn by doing. Parents and other adults should instruct, advise, and encourage youth exhibitors in the proper care and fitting of their animals prior to the member entering the show ring. No one is allowed to coach contestants while the contestants are in the show ring, and such coaching may result in the member's removal from the ring. The arena is off-limits to everyone except working show personnel and EMS during an emergency.
15. Dress Code
 - a. Fitting and Showing: All exhibitors may wear any attire appropriate for Western or English showing.
 - b. Western and English Class: Refer to The Alaska 4-H Horse Rules Book for Shows and Activities (available at District Office or on State 4-H Website) for attire appropriate for discipline.
 - c. Bandages are allowed for medical reasons only and a letter signed by the horse's veterinarian must be present.
16. The Alaska 4-H Horse Rules Book for Shows and Activities will be followed.
17. Eligibility: All Classes will be divided by rider ability*:
 - a. Novice Beginner is a walk/trot Class only and may not cross-enter any Class requiring a canter/lope. This is the appropriate level to enter if youth are new to showing and/or are unsure how your horse may react to the noise and activity at the Fair.
 - b. Beginner is a walk/trot and canter/lope Class (with other horses in the arena). Rider is expected to know which lead they are on and how to correctly make this request. This is the appropriate level to enter if youth have some ring etiquette knowledge and experience.
 - c. Intermediate Riders showing over fences Class must enter and be riding at the Intermediate hunt seat equitation level on the flat.
 - d. Advanced Class is those youth who can walk/trot, canter/lope, perform simple changes of lead, and flying lead changes.

*It is important that each youth rides at the appropriate level. Riding ability is to be determined jointly by the 4-H member, parent, and leader. Once youth moves up he/she/they cannot drop back a skill level unless they get a new horse that requires it. Please see your 4-H leader for more information and guidance.

SCIENCE, ENGINEERING, AND TECHNOLOGY

ANIMAL SCIENCE

DIVISION 4 – STATE HORSE CONTEST

Sub–Classes: Add the appropriate letter below to the Lot Number

B. Beginner N. Novice Beginner* I. Intermediate A. Advance

*Novice Beginner may not cross-enter into any Class requiring canter/lope

CLASS A – HORSE SKILLS

Lot	Description	Lot	Description
1	Herdsmanship	2	Fitting and Showing

CLASS B – WESTERN RIDER

Lot	Description	Lot	Description
1	Bareback Equitation (B/I/A subclass only)	3	Trail: Western
2	Stock Seat Equitation	4	Judges Command: Western

CLASS C – ENGLISH RIDER

Lot	Description	Lot	Description
1	Bareback Equitation (B/I/A subclass only)	5	Hunter Hack (I/A subclass only)
2	Hunt Series Equitation	6	Warm-up Qualifier for Hunt Seat over Fences (I/A subclass only) is mandatory pre-qualifier for Class C lot 7
3	Trail: English	7	Hunt Seat over Fences (I/A subclasses only)
4	Judges Command: English		

SCIENCE, ENGINEERING, AND TECHNOLOGY

ANIMAL SCIENCE

DIVISION 4 – STATE HORSE CONTEST

Sub-Classes: Add the appropriate letter below to the Lot Number

B. Beginner N. Novice Beginner* I. Intermediate A. Advance

*Novice Beginner may not cross-enter into any Class requiring canter/lope

CLASS D – SPECIAL CLASS

Lot	Description	Lot	Description
1	Freestyle (one ride only, Western or English, pattern to music)	5	Medals: Fitting & Showing (I/A subclass only)
2	Dressage (one ride only, Intro Level A, Training Level 2, First Level 1)	6	Medals: Western Equitation (I/A subclass only)
3	Reining (I/A subclass only)	7	Medals: English Equitation (I/A subclass only)
4	Versatility: Western to English (I/A Subclass only)		

Divisions 5- 23 will use the following Lot definitions

Lot	Description
0	Cloverbud (youth age 5-8 years)
1	Junior (youth age 8-11 years)
2	Intermediate (youth age 12-14 years)
3	Senior (youth age 15-18 years)

CONSUMER & FAMILY SCIENCE

DIVISION 5 – CHILD DEVELOPMENT

Include a 4x6 card with information about the item(s) submitted for judging and the relationship to child development or child care. On the card state the name of the item, age of the child for whom it is intended, how it will be used, and safety considerations.

CLASS A – CHILD CARE

Possible ideas for project might be but are not limited to:

- Picture book
- Dress-up wardrobe
- Toy made or repaired by exhibitor
- Modeling dough, paste or finger paints made by exhibitor
- Babysitting kit or journal
- Hand puppet

DIVISION 6 – CLOTHING & TEXTILES

All clothing – housing – management projects must be clean and neat. They may have been previously worn, but must have been made within the current 4-H year. Examples of possible projects for fair exhibits are listed below. These are suggestions, but you are not limited to them.

CLASS A – BEGINNING SEWING (FIRST YEAR IN ANY SEWING PROJECT)

Hand sewn item Patchwork project Pillow Placemat Pin cushion Skirt/pants/shorts (elastic waist)

CLASS B – BEGINNING SEWING (SECOND YEAR IN ANY SEWING PROJECT)

Blouse or shirt Doll Clothes Pajamas Top without collar or set in Pants or shorts Skirt Stuffed toys sleeves

CLASS C – INTERMEDIATE SEWING (THIRD YEAR IN ANY SEWING PROJECT)

Dress, Doll clothes, Top with sleeves, Skirt, shorts or pants with zipper set in waistband, T-shirt, Unlined jacket

CLASS D – ADVANCED SEWING (4TH OR MORE YEAR IN ANY SEWING PROJECT)

Swimwear, Formal wear, Sportswear, Costume, Coat Sweatshirt, Nightwear, Other

CLASS E – QUILTING

(INDICATE NUMBER OF YEARS IN QUILTING & SEWING PROJECTS) (IE 2 YEARS SEWING, 1 YEAR QUILTING)

Clothing, Lap quilt, Wall hanging, Wall quilt, Pillow, Other

SCIENCE, ENGINEERING, AND TECHNOLOGY

CONSUMER & FAMILY SCIENCE

DIVISION 7 – KNITTING, CROCHET, NEEDLE CRAFT

Examples of possible projects are listed below each class but classes are not limited to these projects.

CLASS A – KNITTING

(INDICATE NUMBER OF YEARS ENTERING KNITTING PROJECTS) (IE 1ST YEAR, 2ND YEAR...)

Article using four needles, Pattern stitch, Article with beginning knit and purl, Other

CLASS B – CROCHET

(INDICATE NUMBER OF YEARS ENTERING CROCHETING PROJECTS) (IE 1ST YEAR, 2ND YEAR...)

Article with shaping, Article with pattern, Flat article with learning stitches, Other

CLASS C – NEEDLE CRAFT

(INDICATE NUMBER OF YEARS ENTERING NEEDLE CRAFTING PROJECTS) (IE 1ST YEAR, 2ND YEAR...)

Embroidery, Crewel Cross stitchery, Applique, Rug hooking, Other

CLASS D – FIBER ARTS

(INDICATE NUMBER OF YEARS ENTERING FIBER ART PROJECTS) (IE 1ST YEAR, 2ND YEAR...)

Hand-spun Yarn, Weaving, Needle Felt, Handmade Felt Item, Other

DIVISION 8 – CONSUMER EDUCATION, HOUSING, FAMILY LIFE

This division largely focuses on posters/educational displays, see page 9 “Educational Display & Poster Guidelines” for display requirements. Examples of possible topics are listed beneath each class, but are not limited to those topics.

CLASS A – CONSUMER EDUCATION

Cost of credit cards, Planning a Budget, Comparison Shopping

CLASS B – HOUSING & HOME FURNISHING

Collection of Window Treatments, House plans/Blue prints, Interior design Items

CLASS C – FAMILY LIFE

SCIENCE, ENGINEERING, AND TECHNOLOGY

DIVISION 9 – BIOLOGICAL SCIENCES

Educational Displays/Posters related to divisions 1-4 , Large livestock, Small livestock, Dogs, Horses, should be entered in this division. Examples of possible projects are listed below each class but are not limited to these topics.

CLASS A – ANIMAL & VETERINARY SCIENCE

Wool fleece from project, Fiber, yarn, hide, etc. from project animal, Incubation charts, Incubators or Brooders, Breed displays, for Egg Displays see Division 2, Class D "4-H Commercial Eggs"

CLASS B – ENTOMOLOGY & BEES

Insect Collections (display box & ID methods), Extracted Honey, Product made from Honey (both honey and product produced by exhibitor, attach recipe), Comb honey or Beeswax (plastic wrapped), Bees (queen & worker in glass double deck observation hive, top vent needed for watering)

CLASS C – AQUATIC & MARINE SCIENCE

Kelp life cycle or use display, Life history of fish, aquarium, aquarium design, aquaculture related, aquaponics set up

CLASS D – FOOD & MEAT SCIENCE

Projects relating to Animal Food, Meat Cuts, meat cutting

DIVISION 10 – AEROSPACE, AUTOMOTIVE, COMPUTER, ELECTRIC, WOOD, PHYSICAL SCIENCES, GPS/GIS & RELATED

Examples of possible projects are listed below each class but are not limited to these topics.

CLASS A – AEROSPACE, AUTOMOTIVE, BICYCLE, COMPUTER, ELECTRONICS, ENGINES,

GPS/GIS This class largely focuses on posters/educational displays, see page 9 "Educational Display & Poster Guidelines" for display requirements.

CLASS B – WOOD SCIENCE

Members should exhibit items completed in the current 4-H year. Wood carving should be entered in crafts. Examples of possible projects include, but are not limited to furniture, bird houses or feeders, toys, decorations not made from a pre-fabricated kit.

SCIENCE, ENGINEERING, AND TECHNOLOGY

DIVISION 11 – ENVIRONMENTAL EDUCATION & EARTH SCIENCE

Examples of possible projects are listed below each class but are not limited to these topics.

CLASS A – FORESTS, RANGELAND, WILDLIFE & FISHERIES

Leaf, Wildflower, or Plant collection (labeled), Hand-tied fishing flies, Trapping project examples, Habitat improvement projects, Inventory Maps

CLASS B – OUTDOOR EDUCATION & SHOOTING SPORTS

Homemade camping supplies (like fire starters), Outdoor adventure plans, Hunting-related displays, all displays associated with a shooting sports project.

CLASS C – EARTH, ENERGY, AND RECYCLING

Geology, mineral collections Soil layer displays Water conservation Composting & recycling

CLASS D – AGRICULTURE IN THE CLASSROOM (AITC)

Lesson or activity plans Teaching aids Journals or displays Other

SCIENCE, ENGINEERING, AND TECHNOLOGY

PLANT SCIENCE

DIVISION 12 – FLOWER GARDEN, HOUSE PLANTS

ALL EXHIBITS MUST BE LABELED WITH PLANT NAMES--both english/common names and latin/scientific names and be from members' gardens or plants. Exhibitors need to furnish their own display containers. Examples of possible projects are listed but are not limited to these suggestions.

CLASS A – FLOWER GARDENING

Individual specimen (single spray, stem, branch), Cut flowers-annual, Cut flowers-biennial or perennial, Flower grown from bulb, Cut vines, shrubs(one stem or branch), Outdoor container variety, Best bloom, Outdoor hanging basket

CLASS B – INDOOR HOUSEPLANTS

Cacti, Succulents, Hanging baskets, Foliage plant, flowering plant, fruited plant, Propagation box (six rooted cuttings of six different plants labeled with name and date), Terrariums, dish gardens

SCIENCE, ENGINEERING, AND TECHNOLOGY

PLANT SCIENCE

DIVISION 13- GARDENS: FRUIT & VEGETABLE

Examples of possible projects are listed but are not limited to these suggestions.

Refer to University Iowa Extension Publication [Harvesting-and-Preparing-Vegetables-for-Exhibit-4H-462](#) in Appendix D for more information.

CLASS A - VEGETABLES & HERBS

Beans (12 pods)	Cabbage (1 head)	Kohlrabi (3)	Peas (12 pods)
Beets (5)	Cauliflower (1 head)	Lettuce: butter, bib, crisp (1 head)	Potatoes (5)
Beets for Greens (bunch of 10)	Celery (1 bunch)	Lettuce: leaf (1 head)	Any other Vegetable Variety
Broccoli (1 head)	Corn (3 ears)	Onions	
Brussel Sprouts (12)	Herbs	Parsley (1 bunch)	

CLASS B - LARGEST VEGETABLE VARIETY

Any listed in Class A or Class C

CLASS C - GREENHOUSE

Tomatoes: slicers, red (3)	Peppers (3)	Eggplant (1)
Tomatoes: cherry (1 cup)	Cucumbers (3)	

CLASS D - FRUIT (OUTDOOR OR GREENHOUSE)

Apples (5)	Cherry (12)	Berries
Apricots (5)	Collection-5 or more named and labeled varieties	

CLASS E - JUNIOR MASTER GARDENER

Journals, Photographs, Displays, etc

SCIENCE, ENGINEERING, AND TECHNOLOGY

PLANT SCIENCE

DIVISION 14 – CROPS, ORNAMENTAL HORTICULTURE

CLASS A – FIELD CROPS

Grain crops, Clovers, Cultivated Grasses, Field legumes, native grasses, weed displays, other commercial crops

CLASS B – ORNAMENTAL HORTICULTURE

Landscape designs, Before/after landscape photos, Lawn management

CITIZENSHIP

CITIZENSHIP, SERVICE, PERSONAL DEVELOPMENT

Public presentations & live performing arts Div 16/17 will be held Saturday, August 23, 5–7 pm.

Presentations by members, leaders, and clubs are also very welcome throughout the fair. You must let Samantha the 4-H agent know that you intend to enter a presentation exhibit no later than July 1, 2025. Contact 4-H Agent to reserve a time slot (June Tull 4-H Exhibit building) or Barn Supervisor to schedule a farm exhibits barn demonstration.

Lot determinations for Div 16 & 17 are LOT 0 Cloverbud LOT 1 Junior LOT 2 Intermediate LOT 3 Senior

DIVISION 16 – COMMUNICATION ARTS, PRESENTATIONS

CLASS A-PUBLIC PRESENTATIONS

PUBLIC SPEAKING—speeches to entertain, to inform, or to convince; presentation (speech not written by presenter judged only on presentation)

DEMONSTRATIONS—Demonstrations may be by individual or by team; open to all 4-H members.

TALENT (LIMITED TO 5 MINUTES)—Talent contest may be talent developed through professional training (paid lessons), presentation directed by an adult leader with professional training, or a presentation developed by 4-H member(s).

DRAMA (LIMITED TO 15 MINUTES)—Drama contest may be interpretive reading, duet act, one-act play, original presentation or other feature.

CLASS B – SPEAKING/RADIO/TV

Written or recorded original speech

Television program (include script, credits, and paste-ups)

Original radio program (script or recorded on jump drive)

CLASS C – WRITING AND POETRY

4-H scrapbooks or record book scrapbooks may be entered here; no standard 4-H record books.

Illustrated book Script for play

Story Journal Poems Newsletters

Brochures Essays

CITIZENSHIP
COMMUNICATIONS & EXPRESSIVE ART

DIVISION 17 - PERFORMING ARTS

May include individual or group performances in music, dance, drama, clowning, mime, etc. Live or recorded performances are acceptable.

Exhibitors must notify Mat-Su/Copper River 4-H office if they are entering exhibits that require AV or other equipment to view for judging. Live performing arts will be judged during the public presentations competition, see above.

MOUNTING REQUIREMENTS DIV 18, 19, 20 & 21

Arts & Crafts, Fine Arts, Graphic Arts and Photography

All paintings, drawings, prints, needlework, photographs, and similar entries that are usually displayed on walls **MUST** be mounted appropriately and ready to hang from a pegboard hook.

Stiff backing boards are required and care should be taken to fasten exhibits firmly to the backing. Wire or strong cord should be securely attached to the backing board.

Exhibits not conforming to these requirements will not be accepted for display or competition.

Exhibits will be judged on the quality of the exhibit, not framing or mounting.

DIVISION 18 – ARTS & CRAFTS

Examples of possible projects are listed but are not limited to these suggestions. Drawings, graphic arts works, and other crafts to be displayed hanging should be mounted appropriately and ready to hang from a pegboard hook. See "Mounting and Labeling Fine Art, Craft, and Photography Exhibits," on page 37.

CLASS A – CREATIVE CRAFTS

Macramé Dough art Carving Batik Leathercraft Metal craft Basketry Fabric painting, crafting

Ceramics/plasterware Fabric covered albums Tie dye Papercraft Decoupage Puppets Stenciling

Jewelry/beading Wood carving Woodcrafts (from kits) Models (airplanes in Div. 10) Candle making , lego kits

CLASS B – FLOWER ARRANGING

Member need not grow plant material; may use fresh, silk or dried plant materials and accessories. IDENTIFY

FOLIAGE USED. Holiday arrangement Wall plaque arrangement Wreath (fresh or dried) Dried material and

rocks, Miniature arrangement (not to exceed five inches in any dimension), Table arrangement, Found item

arrangement, Corsages/boutonnieres, Special event

DIVISION 19 – FINE ARTS

LABELING REQUIREMENTS FOR DIVISION 19

Include 4-H participants name on the back of the exhibit incase it is separated from other exhibitor information. Be sure to include the following on the goal card:

- What the exhibit is
- The techniques used in making it
- Be sure to note any special techniques or materials that might not be obvious

CLASS A – DRAWING

Pencil, Crayon, Marker, Pen and ink, Charcoal, Conte crayon or pastels, Mixed media, Other

CLASS B – PAINTING

Oil, Watercolor, Acrylic, Other

CLASS C – SCULPTURE/POTTERY

Clay (hand, slab, coil, etc.), Pottery (using wheel), Paper Mache, Metal, Glass, Original Lego creations (not from a kit)

Class D – Computer Aided designs

DIVISION 20 – GRAPHIC ARTS

Block printing, Design created on paper, Silk screen, Other

DIVISION 21 – PHOTOGRAPHY, VIDEO

Photos MUST be mounted attractively and ready to hang from a pegboard hook. See "Mounting Requirements for Fine Art, Craft, and Photography Exhibits," on page 37.

CLASS A – PHOTOGRAPHY

Portraits or animals Landscapes Action photos Other

CLASS B – COMPOSITIONS/COLLECTIONS

Sequence of 3 or more photo Photo collage (2D, 3D) Photo book Other

CLASS C – CD, DVD, VIDEO, DVD

Movie, YouTube, PowerPoint presentation, Informational/Promotional CD, Other

must let district agent know about audio visual needs by 1 July 2025

HEALTHY LIFESTYLES

FOOD AND NUTRITION

DIVISION 22 – BAKED GOODS, PRESERVED & DECORATIVE FOODS

~~Exhibitor must be enrolled in a foods project.~~ All foods must be displayed on an appropriate size disposable dish, enclosed in plastic, with a written recipe taped on the outside of the exhibit. All food exhibits must be safe for a judge to taste and safe at room temperature. Dishes that must be kept above 140° F will not be accepted for exhibit. This includes meat, fish and egg dishes such as custards, cream pies, meat pies, etc. Any exhibit considered to be or portray a food safety risk will not be accepted, judged or displayed. After judging, baked goods in excess of display needs may be taken home or made available to 4-H hospitality or other volunteers. Refer to UAF Cooperative Extension Publication FNH-00261/ in Appendix D. Examples of possible projects are listed but are not limited to these suggestions.

CLASS A – QUICK BREADS

Biscuits (4), Pancakes, Waffles (2), Coffee cake, Quick bread (1), Cornbread (4 pieces), Scones (4), Muffins (4)

CLASS B – YEAST BREADS

White bread (½ loaf), Herb or cheese bread (½ loaf), Raised coffee cake/Tea ring, Cultural bread, Whole wheat bread (½ loaf), French bread (½ loaf), Sourdough (½ loaf), Rolls, Bagels, other

CLASS C – COOKIES AND CANDIES (FOUR OF THE SAME KIND ON A PLATE)

Bar cookies, Refrigerator cookies, Rolled or molded cookies, Filled cookies, Drop cookies, Pressed cookies
Candies (all types)

CLASS D – CAKES

Sponge or chiffon cake, Pound cake, Cupcakes (4), Angel food cake, Upside down cake, Jelly roll, Other

CLASS E – PIES

Single or double crust pie, Tart, Crumb crust pie, Other

CLASS F – OTHER FOOD PREPARATION

Special dietary foods, Packed box lunch, Food from around world, Gift/theme box, Nutritious snack, Microwave food, Alaska Native foods, Sauce or topping

CLASS G – FOOD DECORATION (JUDGED FOR DECORATIONS ONLY)

Cake, Cookie, Cupcake, Garnishes, Sugar, Molds, Gingerbread house/scene, Other

CLASS H – FOOD PRESERVATION

All foods must be in standard canning jars and processed according to USDA guidelines, available at your local Cooperative Extension Service office. Canning methods, times, and temperatures must be labeled on the lid. Dried foods must be labeled with drying time and temperature. Items may include canned food, jams, jellies, dried food.



HEALTH AND SAFETY

DIVISION 23 – HEALTH & SAFETY PROJECTS

CLASS A – HEALTH AND SAFETY

Displays and materials related to health and safety projects.

Example
4-H Fair Entry Form

1 2024 Year

2 12345 Entry Number

3 Boop Last Name

4 Betty First Name

5 1 Grade

6 CR District

7 123 Main St. Mailing Address

8 Sumner City

9 AK State

10 99001 Zip

11 Balancing Bananas 4-H 4-H Club

12 10 Division No.

13 Arts & Crafts Division Title

Class	Lot	Project Year	Description of Exhibit	District Fair					State Fair				
				P	B	R	W	Res/Gr	P	B	R	W	Res/Gr
14 <u>A</u>	15 <u>1</u>	16 <u>2</u>	17 <u>Macramé Plant Hanger</u>										

Reprinted July 2021


How to Fill Out 4-H Fair Entry Form

Your 4-H fair entry form acts like a receipt for the exhibits you enter into the fair and helps 4-H staff to keep track of your ribbon placements. One entry form for each division entered. You can only enter 6 exhibits in each division.


1. Year - The Current 4-H Year (24-25)
2. Entry number - is the same as your exhibitor number. Your exhibitor number is your Z-suite Account number plus the first two letters of your first name.
3. Last Name - Your last name
4. First Name - Your first name
5. Grade - the grade you just completed OR your "4-H" age (how old were you on 8/15/2024)
6. District - Mat-Su/Copper River
7. Mailing address - The numbers and street name where you live
8. City - the town where you live
9. State - Alaska or AK
10. Zip - Your zip code
11. 4-H Club - the name of your 4-H Club. If you don't belong to a club,, write "Unaffiliated" or "Independent"
12. Division No. -Found in the Exhibitors Guide --- Division 1, Division 2, etc
13. Division Title - Found in the Exhibitors guide by your Division No. (depends on your exhibit) Large Livestock, Food, Knitting, etc
14. Class - Defines the different classes in your exhibit, "Class A-Creative Crafts, Class B-Flower Arranging" etc, you only have to write the letter
15. Lot - Further defines your exhibit. Lot 0- Cloverbud Lot 1-Junior Lot 2-Intermediate Lot 3 Senior is how most Tull Building lots are organized
16. Project Year - The number of years you have participated in this specific project
17. Describes your exhibit, "Drawing-Spirals at Sunrise", "Blue Knitted Cardigan"
18. Even though the "Alaska State Fair" has State Fair in the title, it is the Mat-Su/Copper River District Fair. The exhibitor judges will fill this part out. We won't use this column during the 2025 fair.

Completed Entry Form Example

Example
4-H Fair Entry Form



COOPERATIVE EXTENSION
UNIVERSITY OF ALASKA SARBANO



COOPERATIVE
EXTENSION
SERVICE
UNIVERSITY OF ALASKA SARBANO

Year 2023 Entry Number 12345

Last Name Boop First Name Betty Grade ms/cr District ms/cr

Mailing Address 123 main st. City Palmer State AK Zip 99645

4-H Club Balancing Bananas 4-H Division No. 18 Division Title Arts & Crafts

Class	Lot	Project Year	Description of Exhibit	District Fair					State Fair				
				P	B	R	W	Res/Gr	P	B	R	W	Res/Gr
<u>A</u>	<u>1</u>	<u>2</u>	<u>Macramé Plant Hanger</u>										

Reprinted July 2021

Completed Exhibitor Card Example

EXAMPLE
Intermediate 4-H Exhibitor

Exhibitor # 12345

Name Betty Boop

Club Balancing Bananas 4-H

District Mat-Su/Copper River City Palmer

Division 18 Class A Lot 1

Description
Macramé Plant Hanger
- green -

July 2016

Name_____ Club_____ Exhibitor #_____

Division #_____ Class _____ Lot _____

4-H Alaska State Fair Exhibit Goal Card

You DO NOT have to fill this out to display your exhibit in the Tull Barn, BUT only exhibits with a Goal Card will be eligible for Grand/Reserve Champion and for premiums. Only one goal card needed per division entered. All Exhibit Goal Cards will be entered into a drawing for a prize at the end of the fair. This should be either typed or written in the 4-Hers own handwriting.

Feeling stuck? Look at APPENDIX D in the 4-H Alaska State Fair Exhibitor Guide

List the expenses of your project here:

Draw more lines if you need them!

Item	Cost

Total Cost: _____

What was your goal when you made this exhibit?

This is a learning goal, not a product goal. Instead of saying "I wanted to learn how to make chocolate chip cookies," say "I wanted to learn how to measure ingredients properly to make chocolate chip cookies"

What steps did you take to work toward your goal?

Think big picture, not methods of preparation. "I researched chocolate cookie recipes" instead of "1 cup flour, 2 sticks of butter."

Include how many times you practiced, where your idea came from and resources you used. This can be a list, it doesn't have to be a paragraph. Put required information for Division 19 here.

What are two important things you learned as you worked toward your goal?

Examples: What did you find most challenging? What did you learn accidentally? What surprised you? What would you change if you started all over? What problems did you have and how did you solve them?

Appendix D.

Helpful Links

Who gets the Blue Ribbon? The Danish Method of Judging in the 4-H Youth Development Program

<https://s3.wp.wsu.edu/uploads/sites/2070/2020/12/7-Danish-or-Group-Method-of-Judging.pdf>

<https://s3.wp.wsu.edu/uploads/sites/2070/2020/12/7-Danish-or-Group-Method-of-Judging.pdf>

Harvesting and Preparing Vegetables for Exhibit

<https://store.extension.iastate.edu/product/Harvesting-and-Preparing-Vegetables-for-Exhibit>

Attractive & Safe Food Presevation Exhibits

<https://www.uaf.edu/ces/publications/database/food/food-preservation-exhibits.php>

4-H Goal Centered Learning

<https://store.extension.iastate.edu/product/Goal-Centered-Learning>

4-H Exhibit Goal Card Tip Sheet

https://www.extension.iastate.edu/blackhawk/files/documents/Goal%20Card%20Tip%20Sheet_0.pdf