

PRE TEST

Picking Berries: Connection Between Data Collection, Graphing, and Measuring

Math in a Cultural Context*

UNIVERSITY OF ALASKA FAIRBANKS

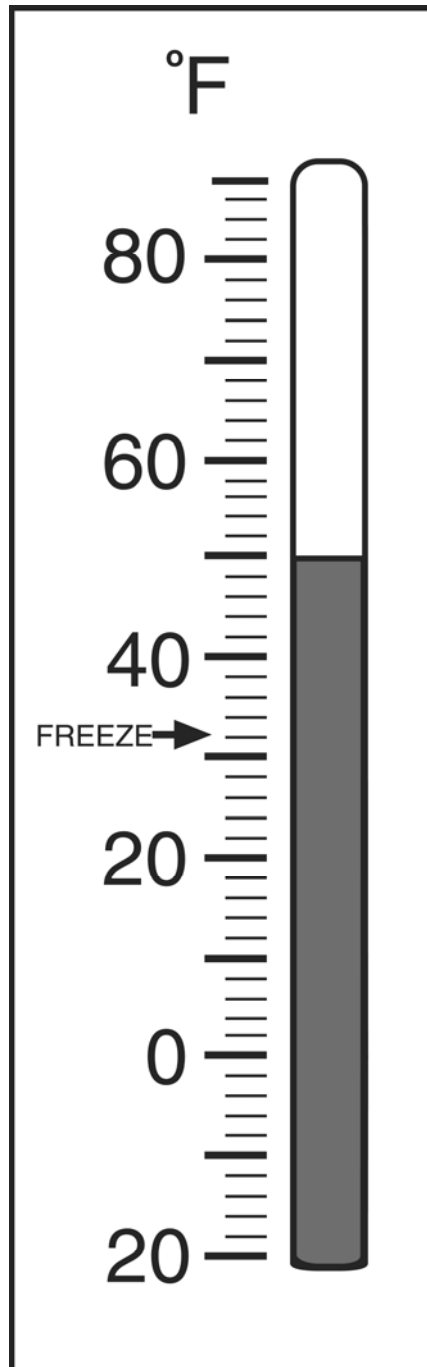
Student Name:
Grade:
Teacher:
School:
Location of School:
Date:

*This project has been funded by the U.S. Department of Education, *Returning the Gift: Systemic Implementation of an Effective Culturally Based Math Curriculum and Professional Development Program*, Jerry Lipka, P.I.

Total Score:

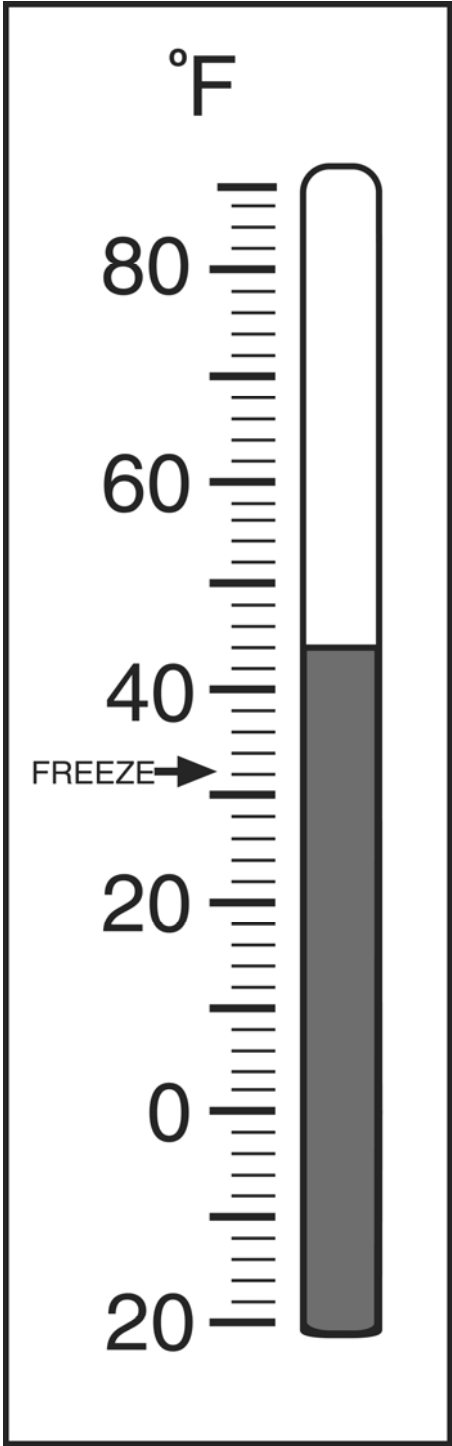
PRE-TEST

1a. What temperature is shown on the thermometer?



Write the temperature here _____°F

1b. What temperature is shown on the thermometer?




Write the temperature here _____°F

2. Below is a grid. Place the letter K in the space 3C.

D				
C				
B				
A				
	1	2	3	4

3. The students voted for their favorite colors: 8 liked red, 2 liked pink, and 5 liked blue. Fill in this graph. Give it a title and fill in the labels.

Title: _____



Label: _____

4. The calendar shows the number of days that it was sunny (☀), cloudy (☁), and rainy (☔).

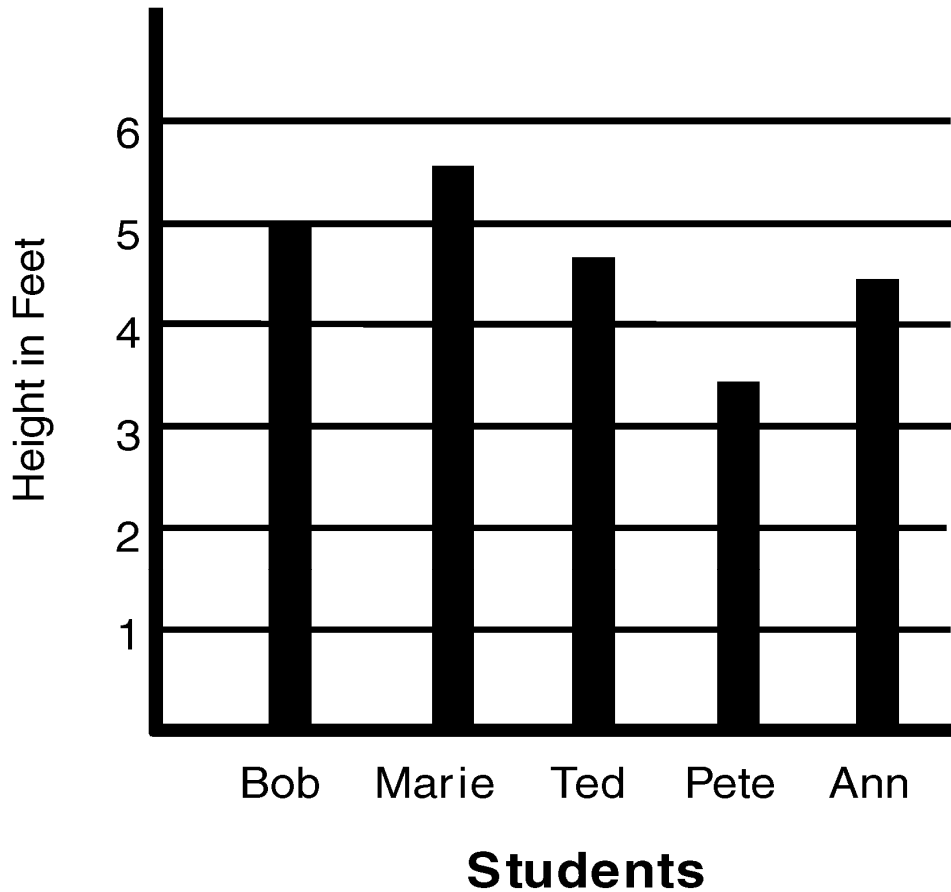
Sunday	Monday	Tuesday	Wednesday	Thursday	Friday	Saturday
1	2	3 ☁	4 ☔	5 ☀	6	7 ☁
8	9 ☀	10	11	12 ☁	13 ☁	14 ☔
15 ☀	16	17	18	19 ☁	20	21 ☁
22	23	24	25	26 ☀	27	28 ☁
29 ☁	30 ☔					

- How many days was it sunny? _____
- How many days was it cloudy? _____
- How many days was it rainy? _____
- Make a table to show the number of days of sun, clouds, and rain, and write a title for the table.

Title: _____

5. Below is a graph showing the height of students.

Height of Students








a. Name the tallest student: _____

b. Name the shortest student: _____

c. Name the students who are taller than Ann:


6. Use the following table to answer the questions below.

Days	Weather	Temperature
Monday		50°F
Tuesday		40°F
Wednesday		35°F
Thursday		38°F
Friday		45°F


Circle true or false to answer the questions.

- a. Wednesday was 35° F. True False
- b. Thursday was the warmest day. True False
- c. Monday was cloudy. True False
- d. Tuesday was sunny. True False
- e. Wednesday was the coldest day
of the school week. True False

7. Above the pencil is a row of large paper clips the same length as the pencil. Below the pencil is another row of smaller paper clips the same length as the pencil.



- a. How many large paper clips long is the pencil? _____
- b. How many small paper clips long is the pencil? _____
- c. Pete measured the pencil below with the smaller paper clips and found it was 8 paper clips long. How many large paper clips long is Pete's pencil? _____

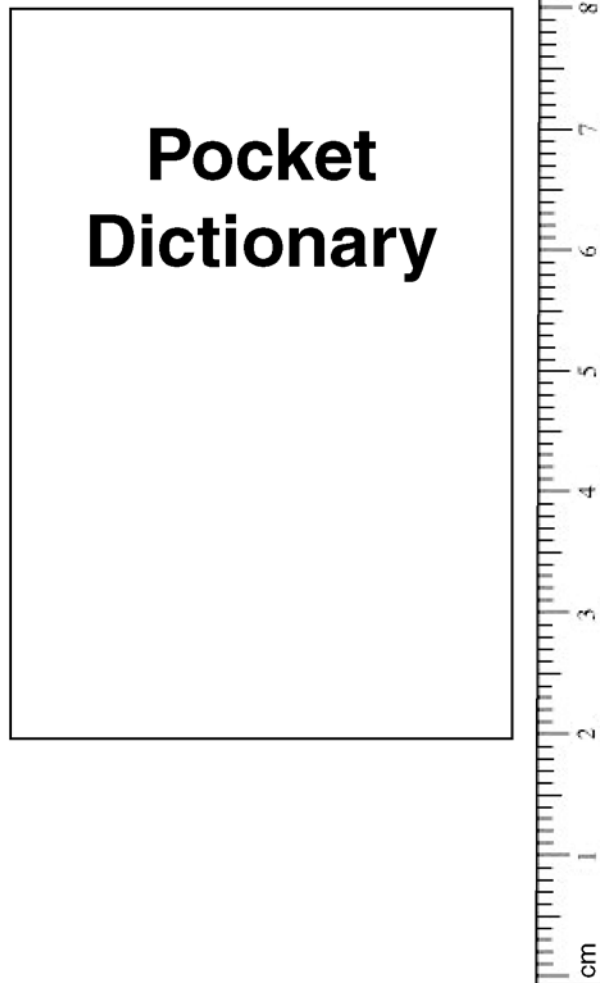


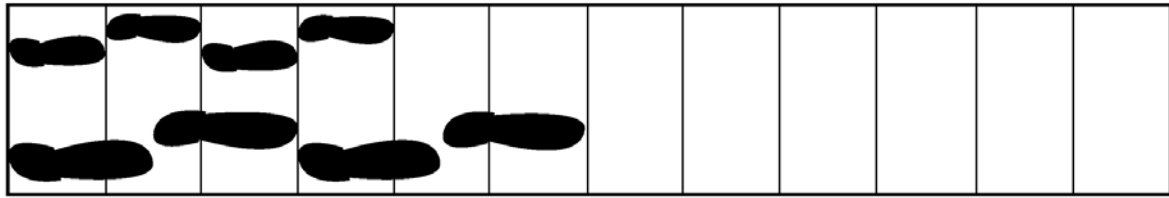
8. Sophie is trying to measure this book with her ruler. She says the book is 8 centimeters long. Do you agree?

a. Yes No

If you disagree with Sophie, what is the length of the book?

b. Write your answer here: _____.



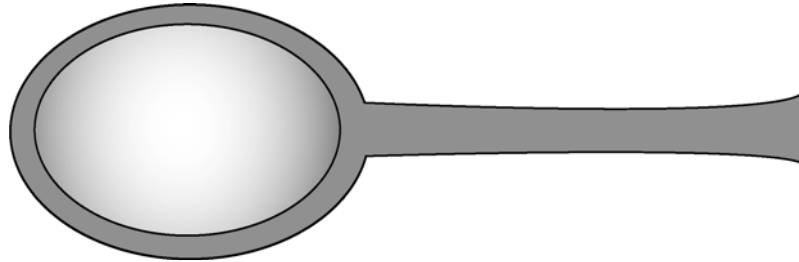


9. Mary and Dad are walking on the boardwalk with their muddy boots. Mary has smaller feet. Her footprints are on top. Dad's bigger footprints are on the bottom.

a. How many of Mary's footprints will fit on the boardwalk? _____

b. How many of Dad's footprints will fit on the boardwalk? _____

10. Tim broke his ruler, but he uses the broken ruler to measure the spoon anyway.



Use the broken ruler to measure the spoon.

How long is the spoon? _____ units long

11. Use the regular ruler that is not broken to measure the lines.

a. How long is the black line below?



Write your answer here _____ units.

b. How long is the black line below?



Write your answer here _____ units.

DITTO MASTER FOR BROKEN RULER

This page may be copied and one broken ruler cut out for each student to use on pretest item #10.



DITTO MASTER FOR UNBROKEN RULER

This page may be copied and one unbroken ruler cut out for each student to use on pretest item #11.

